

SUMMARY ACTION MINUTES

SPECIAL METING FIRST 5 ORANGE COUNTY, CHILDREN & FAMILIES COMMISSION

Wednesday, October 5, 2022, 9:00 A.M.

County Administration South
601 N. Ross Street, Multipurpose Room
Santa Ana, California 92701

RAMIN BASCHSHI, MD
Chair

DOUG CHAFFEE
Vice Chair

CLAYTON CHAU, MD
Commissioner

KATHERINE CHIU, MD, MBA
Commissioner

LEAH ERSOYLU, PhD.
Commissioner

JACKIE FILBECK
Commissioner

YVETTE LAVERY, MPA, MBE
Commissioner

SUSAN MCCLINTIC
Commissioner

AN TRAN
Commissioner

ATTENDANCE: Commissioners: Baschshi, Chaffee, Chau, Chiu, Filbeck, McClintic and Tran

EXCUSED: Commissioners: Ersoylu and Lavery

PRESENT: **PRESIDENT/CEO**
COMMISSION COUNSEL
CLERK OF THE COMMISSION

Kimberly Goll
Cassie Trapesonian
Maria Lopez, Deputy

PLEDGE OF ALLEGIANCE

Commission Counsel Cassie Trapesonian led the Pledge of Allegiance

PRESENTATIONS: (Item 1)

1. Receive Presentation on the First 5 Orange County's Infant and Toddler Child Care Efforts
PRESENTED

SUMMARY ACTION MINUTES

CONSENT CALENDAR: (Items 2 - 3)

241356789 APPROVED AS RECOMMENDED
x x

2. Receive Update on Fatherhood Engagement Work
3. Receive Update on the Status of Intergovernmental Transfers

PUBLIC HEARING: (Item 4)

4. Conduct Public Hearing to Receive and Authorize Certification of the Fiscal Year 2021-2022 Annual Report
C.O. CLOSED PUBLIC HEARING

381245679 APPROVED AS RECOMMENDED
x x

REGULAR ITEMS: (Items 5 - 9)

5. Approve Use of an Updated Logo for First 5 Orange County
831245679 APPROVED AS RECOMMENDED
x x

6. Receive Update and Provide Direction on Healthy Smiles For Kids Sustainability Planning
RECEIVED

7. Adopt Resolution Authorizing Amendments with Designated School Districts to Provide Early Learning Service
231456789 APPROVED AS RECOMMENDED
XAX *(Commissioner Filbeck abstained from discussion on this matter and declared her affiliation with Anaheim Elementary School District)*
RESO: 22-025 C&FC

8. Receive Presentation from Dr. Patricia Riba on Obesity Prevention and Treatment
RECEIVED

PRESIDENT/CEO REPORT: (Item 9)

9. Receive the President/Chief Executive Officers Report
 - a. Investment Report
 - b. Home visiting Collaborative update
 - c. Planning for Doula Benefit Rollout
 - d. Unseen Documentary Showing
 - e. Healthy Steps: Orange and Riverside Learning Community
 - f. National Center on Substance Abuse and Child Welfare (NCSACW) Policy AcademyRECEIVED

SUMMARY ACTION MINUTES

CLOSED SESSION: (Item 10)

10. A Closed Session will be held as follows:

- a. Pursuant to Government Code Section 54957(b) to evaluate the performance of the President/CEO, Kimberly Goll
- b. Pursuant to Government Code Section 54957.6 to meet with the designated representative, Chairman Ramin Baschshi, regarding the compensation of the President/CEO

C.O. **HELD, COMMISSION COUNTY COUNSEL READ: THE COMMISSION MET IN CLOSED SESSION AND DETERMINED UNANIMOUSLY BY THE MEMBERS PARTICIPATING THAT THE PRESIDENT/CEO, KIM GOLL, HAS MET ALL PERFORMANCE EXPECTATIONS. HER EMPLOYMENT AGREEMENT WILL BE AMENDED TO REFLECT THE SALARY INCREASE PER THE TERMS OF THE AGREEMENT.**

PUBLIC & COMMISSION COMMENTS:

PUBLIC COMMENTS: None

COMMISSION COMMENTS: None

ADJOURNED: 11:01 A.M.

*** KEY ***

Left Margin Notes

- 1 Ramin Baschshi, MD
- 2 Doug Chaffee
- 3 Clayton Chau, MD
- 4 Katherine Chiu, MD, MBA
- 5 Leah Ersoylu, PhD
- 6 Jackie Filbeck
- 7 Yvette Lavery, MPA, MBE
- 8 Susan McClintic
- 9 An Tran


A = Abstained
X = Excused
N = No
C.O. = Commission Order

Reso = Resolution
Ord = Ordinance

(1st number = Moved by; 2nd number = Seconded by)



RAMIN BASCHSHI, MD
Chair



Maria Lopez, Deputy
Clerk of the Commission


**Notice and Call
of a
Special Meeting
of the
FIRST 5 ORANGE COUNTY
CHILDREN & FAMILIES COMMISSION**

A Special Meeting of the First 5 Orange County, Children & Families Commission will convene on Wednesday, October 5, 2022 at 9:00 A.M., at: County Administration South, 601 N. Ross Street, Multipurpose Room, Santa Ana CA 92701.

The items of business to be conducted at this meeting are:

As outlined on attached agenda

Opportunity will be provided, before or during the consideration of each item of business, for members of the public to directly address the Commission regarding that business.



RAMIN BASCHSHI, MD

Chair

R E V I S E D A G E N D A

SPECIAL MEETING FIRST 5 ORANGE COUNTY, CHILDREN & FAMILIES COMMISSION

Wednesday, October 5, 2022

County Administration South
601 N. Ross Street, Multipurpose Room
Santa Ana, California 92701

RAMIN BASCHSHI, MD
Chair

DOUG CHAFFEE
Vice Chair

CLAYTON CHAU, MD
Commissioner

KATHERINE CHIU, MD, MBA
Commissioner

LEAH ERSOYLU, PhD.
Commissioner

JACKIE FILBECK
Commissioner

YVETTE LAVERY, MPA, MBE
Commissioner

SUSAN MCCLINTIC
Commissioner

AN TRAN
Commissioner

President/CEO
Kimberly Goll

Commission Counsel
Cassie Trapesonian

Clerk of the Commission
Maria Lopez, Deputy

The First 5 Orange County, Children & Families Commission welcomes you to this meeting. This agenda contains a brief general description of each item to be considered. The Commission encourages your participation. Except as otherwise provided by law, no action shall be taken on any item not appearing in the agenda.

Members of the public can either attend the meeting in-person or listen to audio live streaming of The First 5 Orange County, Children & Families Commission meeting by clicking the link or calling in as described below:

Please click the link below to join the webinar:

<https://us02web.zoom.us/j/83637945065?pwd=aktEeitxRFFQSlFwaE9NYTRSVGREUT09>

Webinar ID: 836 3794 5065

Passcode: 537247

One tap mobile : US: +16699009128,,83637945065#,,,,*537247# or +13462487799,,83637945065#,,,,*537247#

Or Telephone: Dial(for higher quality, dial a number based on your current location): US: +1 669 900 9128 or +1 346 248 7799 or +1 253 215 8782 or +1 312 626 6799 or +1 646 558 8656

R E V I S E D A G E N D A

Members of the public may address the Commission regarding any item in one of two ways:

1. **In-Person Comment** - Members of the public may attend the meeting in person and address the Commission regarding any item on the agenda. If you wish to speak on an item contained in the agenda, please complete a Speaker Form identifying the item(s) and deposit it in the Speaker Form Return box located next to the Clerk. If you wish to speak on a matter that does not appear on the agenda, you may do so during the Public Comment period at the close of the meeting. Speaker Forms are available at the entrance of the Conference Center. Speakers will be recognized by the Chairman at the time the agenda item is to be considered. A speaker's comments shall be limited to three minutes.

2. **Written Comment** – The Commission is also accepting public comments to be submitted by emailing them to First5OC@cfcoc.ocgov.com. The comments will be distributed to all of the Commissioners and read into the meeting record. If you wish to comment on a specific agenda item, please identify the item in your email. General public comments will be addressed during the general public comment item on the agenda. In order to ensure that staff has the ability to provide comments to the Commissioners in a timely manner, please submit your comments by 12:00 p.m. on October 4, 2022. Public comments will be made available to the public upon request.

Any member of the public requiring a reasonable accommodation to participate in this meeting should contact the Commission at least 48 hours prior to the meeting at First5OC@cfcoc.ocgov.com or (714) 834-2206.

All supporting documentation is available for public review in the office of the Clerk of the Board of Supervisors located in the Hall of Administration Building, 333 W. Santa Ana Blvd., 10 Civic Center Plaza, Room 465, Santa Ana, California 92701 during regular business hours, 8:00 a.m. - 5:00 p.m., Monday through Friday.

9:00 A.M.

PLEDGE OF ALLEGIANCE

PRESENTATIONS: (Item 1)

1. Receive Presentation on the First 5 Orange County's Infant and Toddler Child Care Efforts

CONSENT CALENDAR: (Items 2 - 4)

All matters are approved by one motion unless pulled by a Commission Member for discussion or separate action. At this time, any member of the public may ask the Commission to be heard on any item on the Consent Calendar.

2. Receive Update on Fatherhood Engagement Work
3. Receive Update on the Status of Intergovernmental Transfers

PUBLIC HEARING: (Item 4)

4. Conduct Public Hearing to Receive and Authorize Certification of the Fiscal Year 2021-2022 Annual Report

REGULAR ITEMS: (Items 5 - 9)

At this time, members of the public may ask the Commission to be heard on the following items as those items are called.

5. Approve Use of an Updated Logo for First 5 Orange County

R E V I S E D A G E N D A

6. Receive Update and Provide Direction on Healthy Smiles For Kids Sustainability Planning
7. Adopt Resolution Authorizing Amendments with Designated School Districts to Provide Early Learning Service
8. Receive Presentation from Dr. Patricia Riba on Obesity Prevention and Treatment

PRESIDENT/CEO REPORT: (Item 9)

9. Receive the President/Chief Executive Officers Report
 - a. Investment Report
 - b. Home visiting Collaborative update
 - c. Planning for Doula Benefit Rollout
 - d. Unseen Documentary Showing
 - e. Healthy Steps: Orange and Riverside Learning Community
 - f. National Center on Substance Abuse and Child Welfare (NCSACW) Policy Academy

CLOSED SESSION: (Item 10)

10. A Closed Session will be held as follows:
 - a. Pursuant to Government Code Section 54957(b) to evaluate the performance of the President/CEO, Kimberly Goll
 - b. Pursuant to Government Code Section 54957.6 to meet with the designated representative, Chairman Ramin Baschshi, regarding the compensation of the President/CEO

PUBLIC & COMMISSION COMMENTS & ADJOURNMENT:

At this time members of the public may address the Commission on any matter not on the agenda but within the jurisdiction of the Commission. The Commission or Chair may limit the length of time each individual may have to address the Commission.

PUBLIC COMMENTS:

COMMISSION COMMENTS:

ADJOURNED:

NEXT MEETINGS:

December 7, 2022

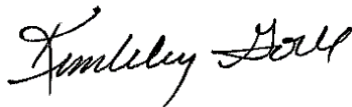
Regular Meeting, 9:00 a.m.



Agenda Item 1
October 5, 2022

DATE: September 12, 2022

TO: First 5 Orange County

FROM: Kimberly Goll, President/CEO 

ACTION: Receive Presentation on the First 5 Orange County's Infant and Toddler Child Care Efforts

A focus of First 5 Orange County's Strategic Plan is quality infant and toddler child care. This work includes efforts to increase the amount of quality infant and toddler child care, strengthen and build capacity of infant and toddler child care providers, and co-create a policy and advocacy agenda with community partners.

First 5 Orange County has three efforts underway to make progress on this goal, including implementing the Orange County Infant and Toddler Child Care Taskforce that is focusing on local child care solutions; partnering and funding work with Community for Innovation, Entrepreneurship, Leadership and Opportunities (CIELO) to launch a countywide child care initiative to support Family Child Care and Family Friend and Neighbor providers with business acumen; and The Countywide Early Learning and Child Care Collaborative. At this meeting, Tiffany Alva will share with the Board specifics about the progress being made, along with work related to our strategies to affect systems change: Policy Change, Practice Change and Will Building.

ATTACHMENTS:

1. Child Care Presentation

CONTACT: Tiffany Alva


Increasing Availability and Accessibility of Quality Infant & Toddler Care



October 5, 2022

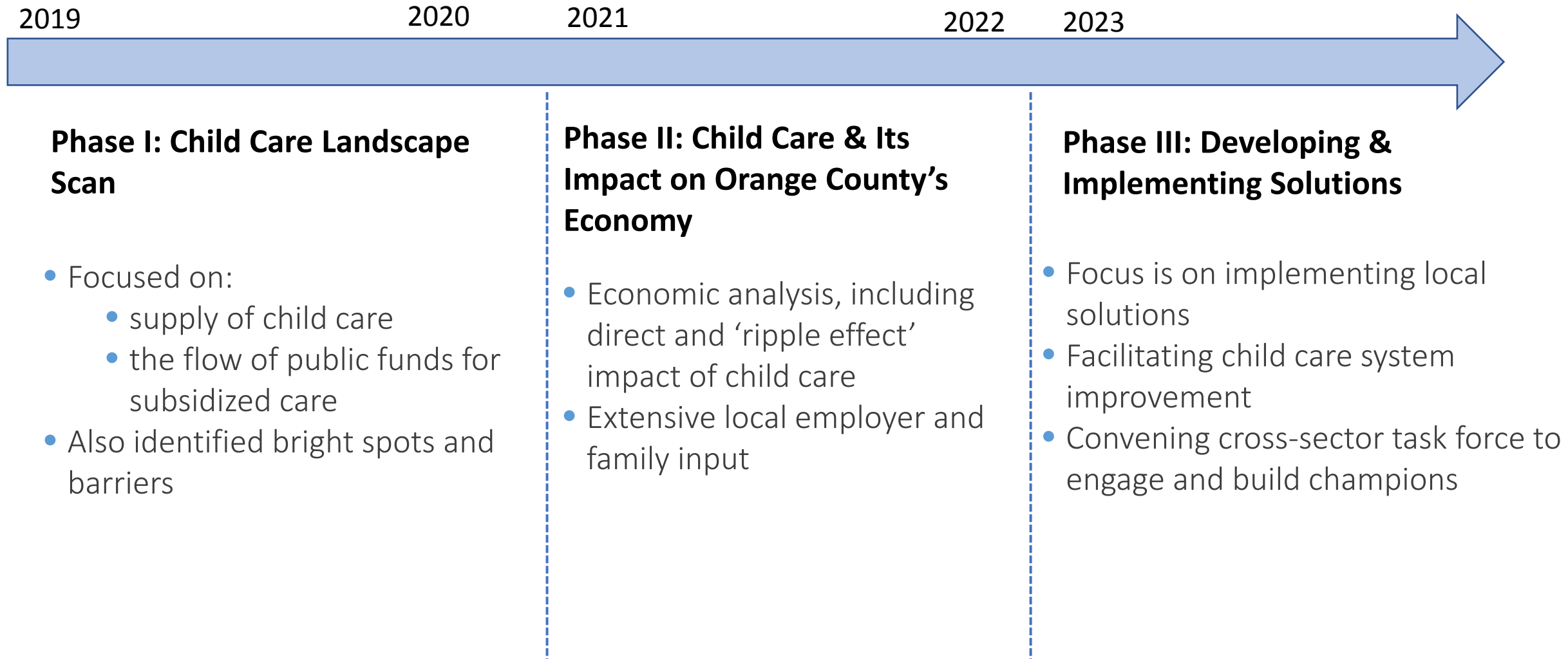


Quality child care is integral to First 5 OC's Strategic Plan



- Child care is specifically called out as part of supportive neighborhood work
- When families have access to child care, the child benefits and parents can participate in the workforce

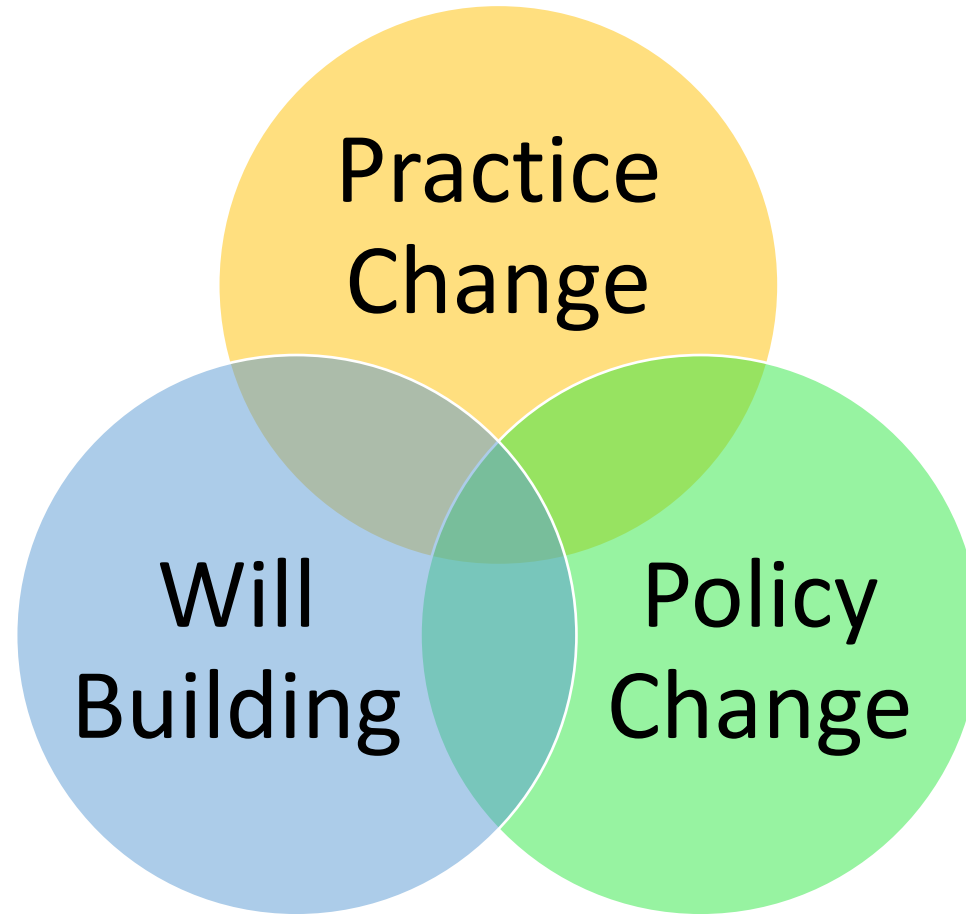
Orange County Child Care Landscape



Learnings from Phases I and II Highlight the Need for a Systems Approach

- The **child care system is fragmented**, with different components not always coordinating with one another
- There is a **significant shortage of infant/toddler care and facilities** in our county
- Workforce challenges are significant – the **sector needs more and better supported child care workers**
- Orange County's child care industry is **the workforce behind the workforce** and is critical to our region

Strategies for Systems Change



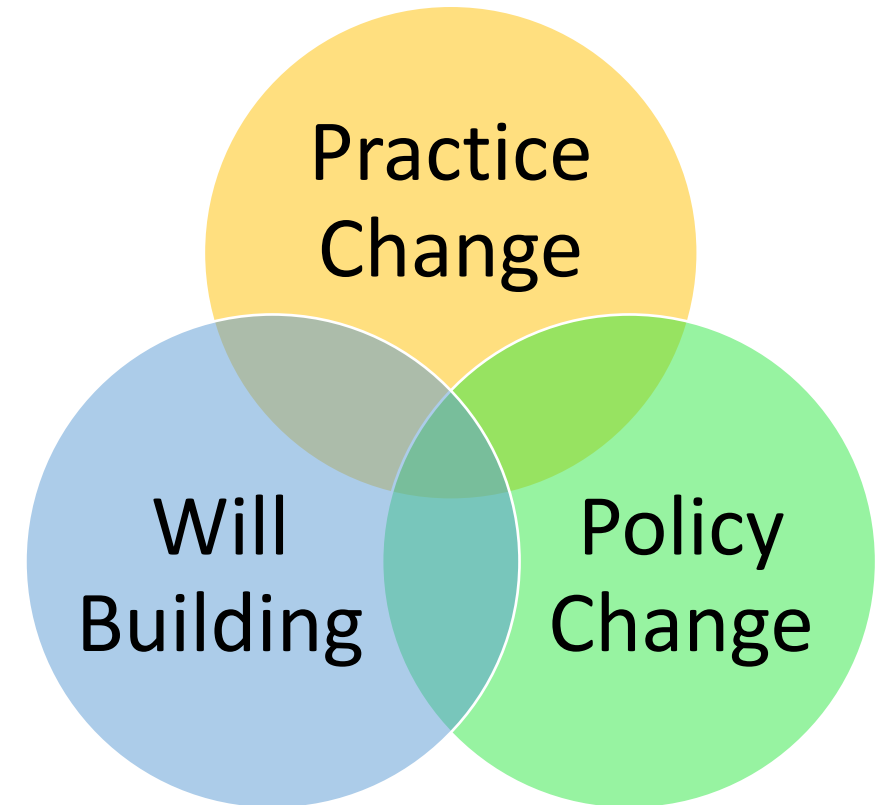
Current Child Care Work Efforts

- Child Care Systems Collaborative
- Business assistance to new and existing child care providers
- Child Care Cross-sector Task Force
- Building strategic relationships

Child Care Systems Collaborative

Child Care System Collaborative

- Over 15 organizations and 23 individuals participate in the collaborative
- Aligning Orange County's messaging for families and providers
- Convening child care system organizations and changing the culture to work together, and address silos and gaps

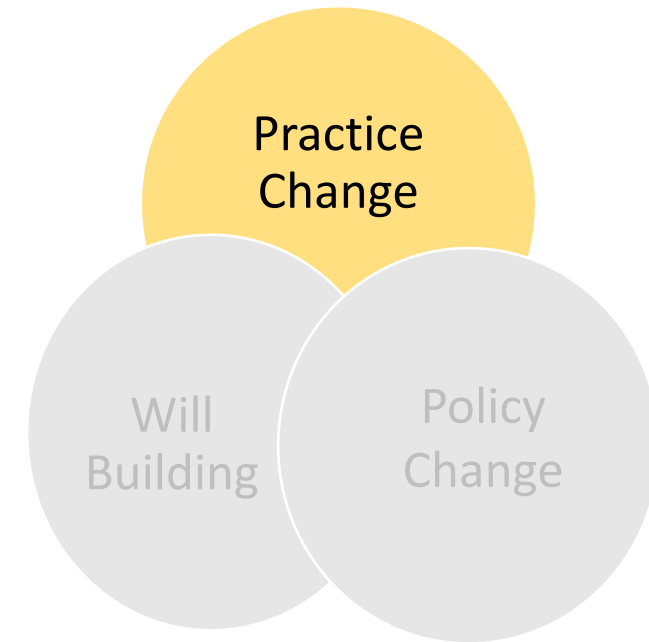


Business Assistance to Child Care Providers

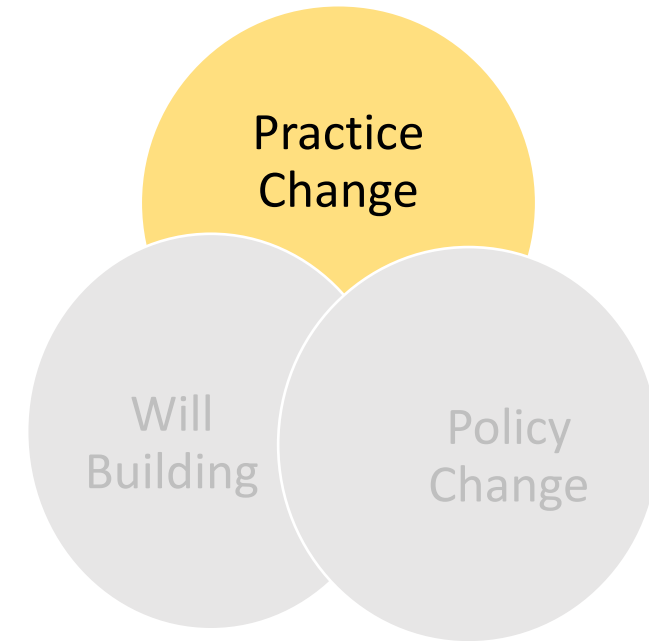
Business Assistance to Providers

Community for Innovation, Entrepreneurship, Leadership and Opportunities (CIELO) Child Care Program

- Goal is to build additional child care slots
- Outreach to Family Friend and Neighbor and Family Child care providers
- Technical assistance to improve business acumen
- Launching the second cohort in fall 2022 and third cohort in spring of 2023



Supporting CIELO Pilot for Child Care Entrepreneurs



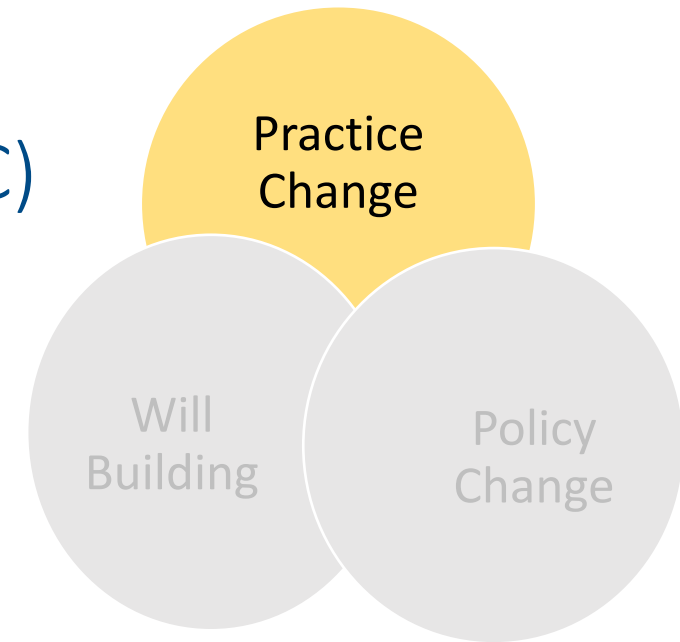
Business Assistance to Providers (cont.)

Small Business Development Center Program (SBDC)

- Launching Fall/Winter 2022
- Focus on Family Child Care and Center Based programs
- Supporting Individuals Becoming Licensed

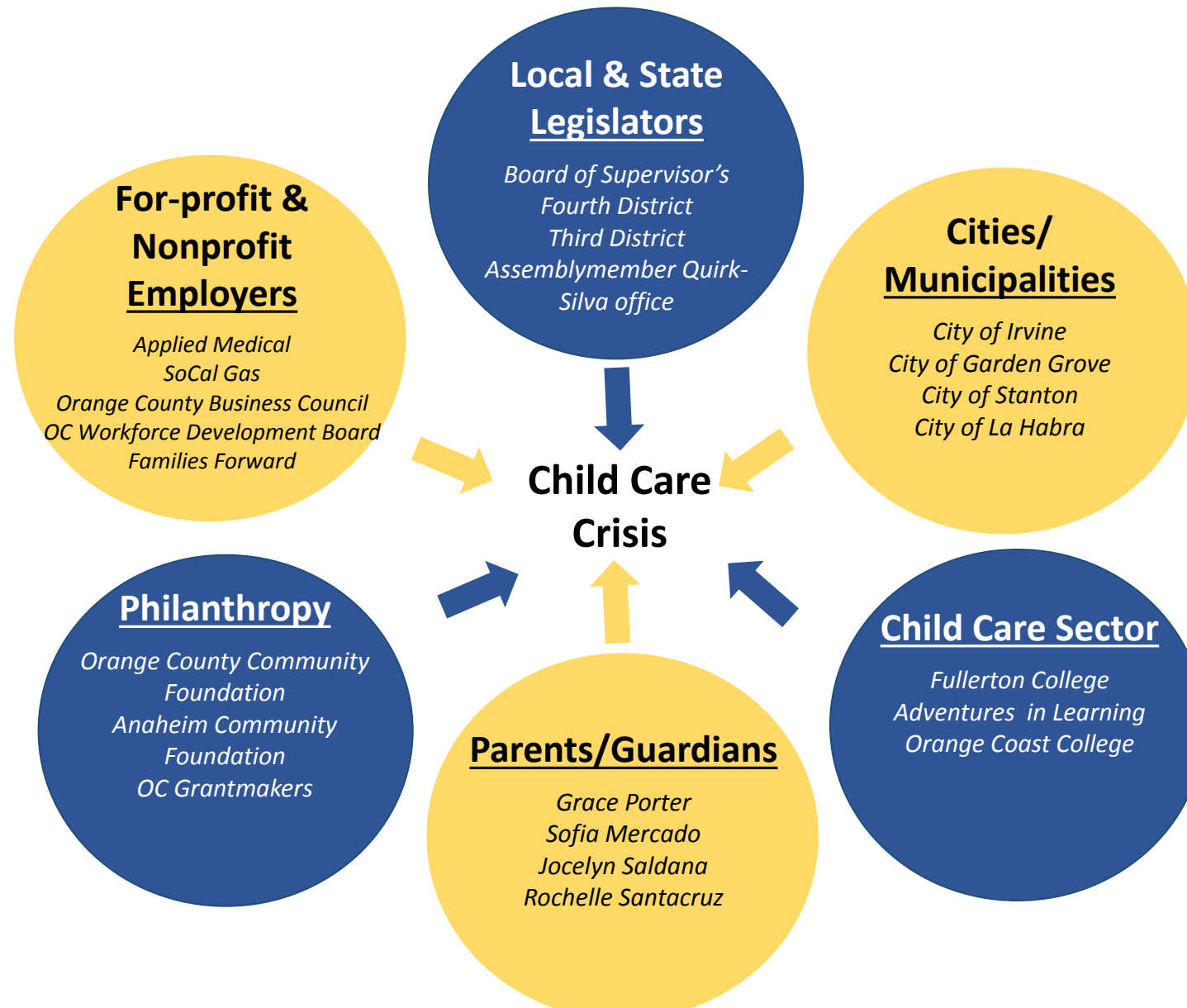
Orange County Association for the Education of Young Children Program (OCAEYC)

- Launching by the end of 2022
- Peer Mentoring Program for Child Care Providers



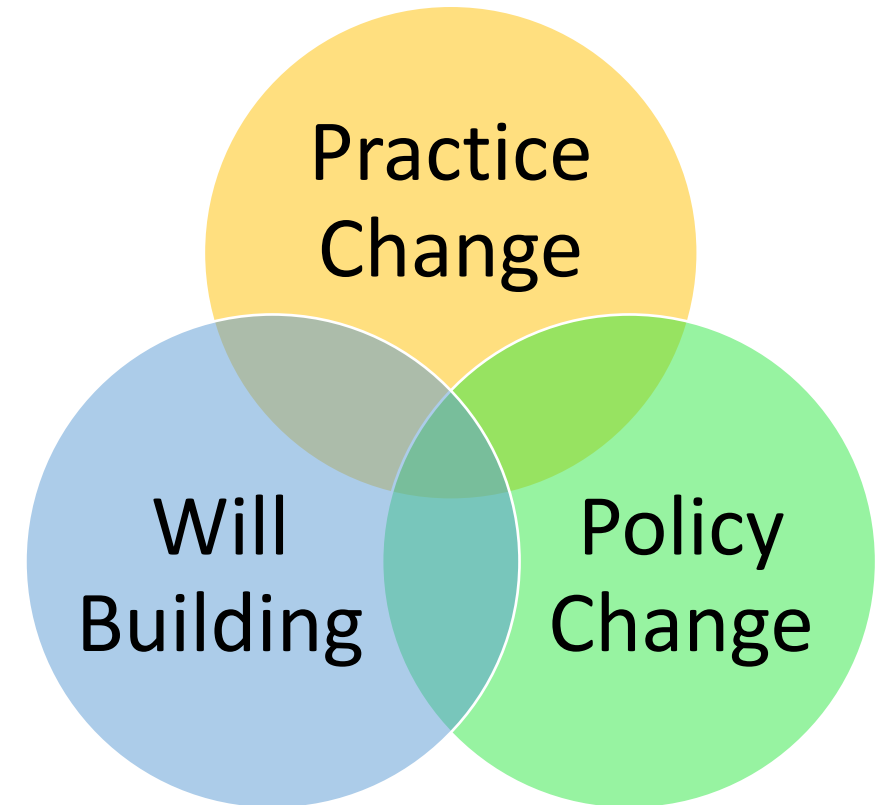
Child Care Cross-sector Task Force

Child Care Task Force is Cross-sector



Developing Local Solutions to the Child Care Crisis

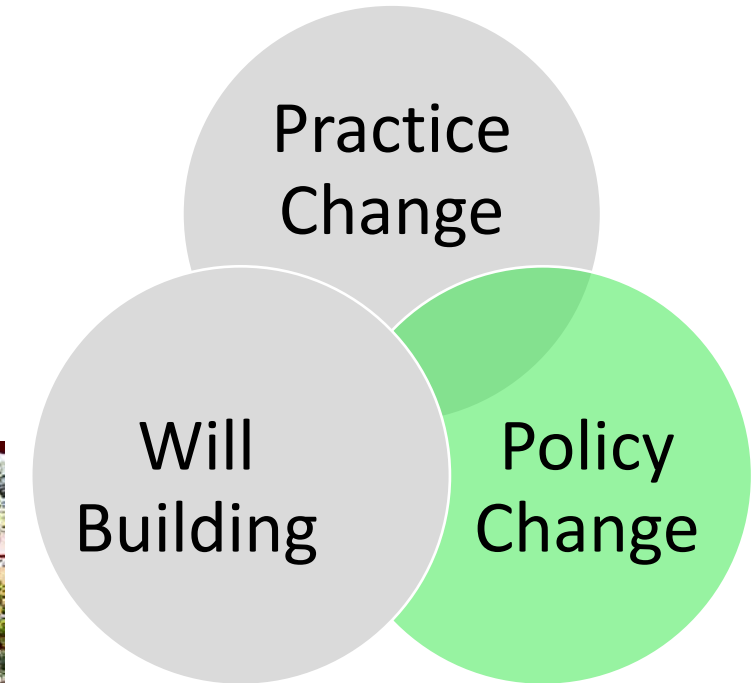
- Championing Child Care in Affordable Housing Communities
- Identifying and Promoting Child Care Legislation
- Holding Listening Sessions w/Child Care Providers
- Engaging Cities in Child Care Solutions
- Developing a Low Cost Loan Program for Child Care Providers



Building Strategic Relationships

2021-2022 Advocacy and Outreach

- 10 child care site visits with local and state legislators
- 12 briefings with legislators and staffers for First 5 Advocacy Day



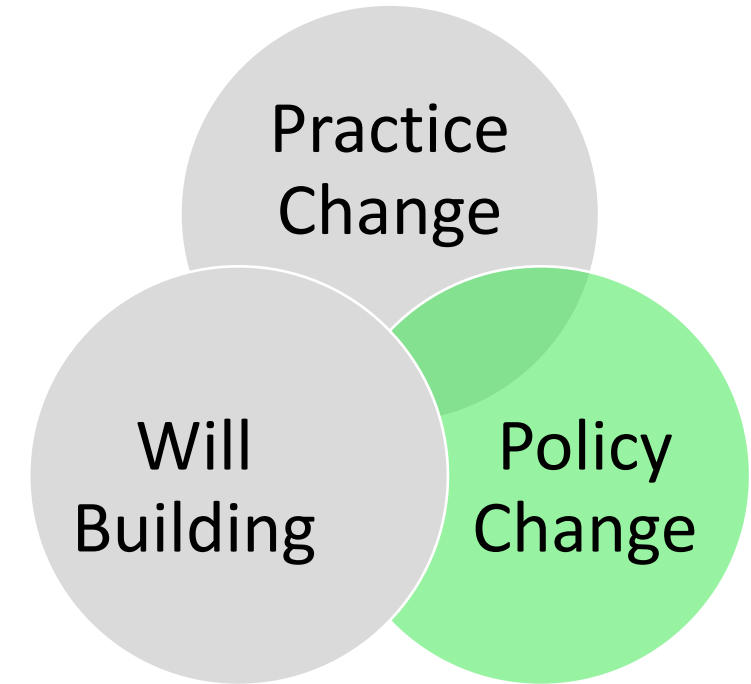
2021-2022 Advocacy and Outreach

Child Care Bills

- AB 92 (Reyes) – Preschool and child care and development services: Family Fees
- AB1649 (Quirk-Silva) – Childcare services: alternative payment programs
- SB 246 (Leyva) – Child Care Stabilization Formula

Child Care State Budget

- Allocation of \$55 million from General fund to support child care providers and families as a result of the pandemic
- Additional \$21.5 million for FY 2020-21 and \$44 million ongoing funding to provide 4,700 new child care spaces in California



Emerging Impact

- \$20.1 Million in CARES Act funding was allocated to child care in Orange County
- \$1.5 Million in direct support for child care providers from Supervisor Bartlett's office (District 5)
- Orange County Community Foundation investment in child care businesses

Priorities for FY 2022-23

- **Will Building**

- Continue to build countywide support for Child Care Task Force and the Child Care Systems Collaborative
- Continue to update Child Care Landscape Scan and share widely through website and other communications channels

- **Practice Change**


- Support CIELO with a second and third cohort of child care entrepreneurs to increase the supply of quality child care in Orange County
- Support Child Care Task Force work groups and Child Care Systems Collaborative in developing and implementing their action plans

- **Policy Change**

- Work with the Child Care Legislation Work Group and First 5 OC Policy Ad-hoc committee to identify and prioritize opportunities to support

DATE: September 26, 2022

TO: First 5 Orange County

FROM: Kimberly Goll, President/CEO 

ACTION: Receive Update on Fatherhood Engagement Work

SUMMARY:

This agenda item summarizes work that has been completed to assess activities, programs, and promising practices for fatherhood engagement in Orange County. It also outlines the planned process to develop a formal Fatherhood Coalition in Orange County with the vision of increasing the level of father inclusion and engagement across Orange County programs and services.

DISCUSSION:

Children need nurturing environments to build resiliency and protective factors so they can thrive. A child's family is its first and most influential setting, and well-equipped fathers, mothers, and caregivers provide foundational relationships and emotional stability. The inclusion and engagement of fathers in programming and systems are important to First 5 OC because quality father-child relationships improve children's health and developmental outcomes. For example, studies have shown that father involvement improved weight gain in preterm infants as well as breastfeeding rates. Quality fatherhood involvement is correlated with higher levels of sociability, confidence, and self-control in children. Children with engaged fathers are less likely to act out and perform higher in school compared to children without engaged dads.

In late 2021, First 5 OC staff and consultants initiated a Fatherhood Engagement Action Plan and outlined the steps for a landscape analysis. In January 2022, the team began conducting the landscape analysis identifying activities, programs, and promising practices in Orange County that include fatherhood engagement and inclusion. First, we conducted a survey of staff and consultants to identify programs in Orange County focused on father engagement. The survey was informative in identifying key providers doing fatherhood work in Orange County. Second, we created a fatherhood catalog detailing if the identified programs offered information and services, worked directly with fathers, and/or were organizations driving change within to be more inclusive to fathers in their programs and practices. Our final step was reaching out to the providers to learn more about the evidence-based models used, recruitment and retention strategies, and general best practices. During these conversations, service providers expressed a desire for a countywide coalition focused on father inclusion and engagement.

To date, First 5 OC has hosted four Fatherhood Involvement and Engagement Convenings with more scheduled in the future. Representatives from over 15 agencies participated including Child Guidance Center, Children's Bureau, Family Support Network, Fristers, OC Health Care Agency, Hoag Hospital, OMID Multicultural Institute for Development, MOMS Orange County, Orange

County Child Support Services, Orange County Department of Education, Orange Unified School District, Orange County Social Services Agency, Think Together, and YMCA. The convenings have provided the opportunity to connect with peers, promote programs, and learn from varying strategies.

The first two meetings provided time to brainstorm and discuss the group's level of commitment to continue to meet. At the third convening, providers decided how the group should build on the momentum and energy from the initial convenings. Stakeholders in attendance agreed to move forward with formalizing the group, creating a shared vision, with actions and goals to achieve that vision. The fourth and most recent convening mapped out the unique needs agencies have to strengthen their fatherhood programming. Those needs lay the groundwork for the group's future action items. First 5 OC has worked as a partner in this process, engaging and bringing together other key partners, facilitating but not dictating the process.

In furtherance of this work, we have engaged a consulting firm, NP Strategies, with experience developing and supporting collaborations focused on effecting systems change. They will support the coalition's efforts to define the vision, action steps, and outcome measurements for increasing fatherhood inclusion practices, involvement and engagement. Additionally, the group will identify a selection process for a lead entity and/or individual to run the coalition. Once these actions have been completed, staff will return to the Board with a comprehensive report and a request for continued support.

STRATEGIC PLAN & FISCAL SUMMARY:

The recommended action has been reviewed in relation to First 5 Orange County's Strategic Plan and is consistent with applicable goals. This agenda item does not include a funding request.

RECOMMENDED ACTION:

Receive update on Fatherhood Engagement work.

ATTACHMENTS:

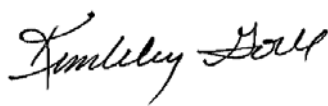
None

CONTACT:

Andrew Montejo

DATE: September 6, 2022

TO: First 5 Orange County

FROM: Kimberly Goll, President/CEO 

ACTION: Receive Update on the Status of Intergovernmental Transfers

SUMMARY:

The federal government has allowed Intergovernmental Transfers (IGTs) to be conducted through Medi-Cal managed care plans since 2006. First 5 Orange County has participated with CalOptima Health in several IGTs, using our funding as the local match to draw down federal Medicaid funds. This item provides an update on the status of the IGTs in which First 5 Orange County is participating.

DISCUSSION:

The opportunity for First 5 Orange County to participate in an IGT began in 2015 and was linked to First 5 efforts to leverage and sustain our investments. To date, we have participated with CalOptima in five IGT transactions; the fifth IGT transaction is awaiting contract execution. An IGT transaction may include multiple projects. Attachment 1 to this agenda item provides a description of the IGT process and background information including a discussion of the eligibility criteria for participation in an IGT. Attachment 2 is a table of IGT funding to date including the length of time that funds are anticipated to sustain a particular project, if applicable.

Each of the IGT-supported projects requires unique performance management and oversight. For example, for projects where the proceeds of the IGT are focused on quality improvement in pediatric health settings, it is critical that First 5 staff and consultants are integrating and sharing the knowledge gained with our partners such as CalOptima, other health plans, and our nonprofit community-based providers. IGT projects that are startups require connecting the new services with established community programs and partners funded by First 5 to ensure robust referral networks and seamless access to expanded services for families.

Some of the IGT funding was intended to help programs sustain service levels that would otherwise be supported by First 5. Their performance management is monitored through ongoing data submission and participation in planning and implementation meetings with staff and consultants. Three of these programs – which are integral components of the Prenatal to Three system – will expend all their IGT funding in approximately two years. They include MOMS Orange County, a home visiting program; Help Me Grow Orange County, a support program for early identification and intervention; and DULCE, a pediatric support program implemented in CHOC Children's community clinics.

While the use of IGT dollars has significantly extended funding for these programs, there is no guarantee of additional IGT funding in the future. Given First 5 Orange County's declining

revenue, First 5 OC staff and consultants have been focused on the sustainability challenges and are working with our partners to identify all possible avenues for ongoing funding. For example, there are funding opportunities with CalAIM's additional benefits of Community Health Workers and doula services. First 5 could potentially provide technical assistance to help pursue CalAIM or other sustainable funding sources.

Following is a summary of the status of each program or project funded through an IGT transaction.

MOMS Orange County

IGT Funding: approximately \$5.6 million

Sustaining Home Visiting services through 2025

MOMS Orange County received the proceeds of two IGT transactions helping to sustain their Paso a Paso program for an eight-year period which is anticipated to end June 30, 2025 and will provide over 30,000 individual home visits. These services include comprehensive case management services, from the prenatal period through the infant's first year, emphasizing maternal and child health and infant development through screening and education. While the IGT funding was always positioned as a prime opportunity to leverage resources, the significance has been particularly evident in recent years. With the loss of other funding sources, such as CalOptima in 2018, and an increase in need because of the pandemic, IGT funding has enabled MOMS Orange County to maintain its staffing and service levels and adapt where needed to continue to provide valuable services to families.

CHOC Children's Early Childhood Mental Health Support

IGT Funding: approximately \$4 million

One-time catalytic support through 2025

Funding has been used for capital build-out of inpatient facility and seed funding for outpatient mental health services. Approximately \$900,000 was used primarily for construction of the new mental health inpatient unit (MHIC), the first and still only pediatric mental health inpatient unit in the county. Upon opening of the MHIC, the focus shifted to funding additional psychiatrist and social worker time and resource specialist positions located in the emergency department and MHIC. The goals of these positions include reducing average length of stay in the MHIC, providing timely mental health assessments to patients in the emergency department, and providing patients with appropriate resources and referrals. In addition, funding has been used for staff development and the development of a Children's Protocol for managing pediatric mental health in the emergency department.

CHOC Children's Help Me Grow Orange County

IGT Funding: approximately \$6 million

Sustaining services through 2025

Help Me Grow OC provides a comprehensive, coordinated county-wide system for developmental promotion, early identification, referral, and care coordination of children at risk for developmental, behavioral, and learning problems from birth through age eight. Help Me Grow works with families, health care providers, and community partners to: improve awareness of developmental services for children and families; connect families to the most appropriate and accessible

resources depending on their needs and desires; and maximize utilization of programs for children at-risk-for or with mild-to-severe developmental delays.

An evaluation completed by First 5 Orange County for Help Me Grow OC found that between 2016 and 2018, nearly 8,800 children received services from Help Me Grow, with most of the children served ages five and younger. Additionally, most children served lived in the cities of Santa Ana, Anaheim, and Garden Grove. The evaluation showed an increase in the percentage of children's behavioral concerns (20% of all concerns in 2018, up from 17% in 2016), as well as increases in percentages of referrals for mental health counseling (18% in 2018, up from 13% in 2016) and for communication/speech & language (11% in 2018, from 5% in 2016). Almost 98% of caregivers responded positively when asked if their needs were met after receiving referrals or information for their child and family. First 5 OC is currently working with CHOC and Help Me Grow staff to revisit the structure of the next evaluation to ensure it includes both data trends related to services and outcome data specifically linked to sustainability strategies.

CHOC Children's QIAs for Developmental Screening Initiative

IGT Funding: approximately \$2 million

One-time quality improvement funding

This initiative funds Quality Improvement Advisors (QIAs) embedded in CHOC Children's Population Health division. The team of QIAs at CHOC Children's, in partnership with Help Me Grow OC, works with their portfolio of over 130 practices to incorporate developmental screening into their practice workflow with a validated tool and use the OC Children's Screening Registry.

The QIA team leverages their relationships with the practices and provides support and monitoring to promote a holistic approach. They ensure the practices are: 1) proactive in their approach to well visits; 2) conducting developmental screening using a validated tool; 3) collecting Proposition 56 payments for those screens; 4) using the OC Children's Screening Registry; and 5) receiving incentive payments for Registry utilization, which is something that CHOC incorporated into their bonus metrics in addition to the Prop 56 payments.

From 2019 to 2021, the QIA effort resulted in a significant increase in the number of practices doing screening and using validated tools, resulting in more children being screened. The percent of practices that were not doing screening or were unknown saw a huge improvement, from nearly one out of two practices not using a validated screening tool (48 percent) to only one out of 10 (10 percent). At the same time, the percent of practices doing developmental screening using a validated tool increased from 35 percent to 87 percent.

Beginning in January 2022, the QIA team identified a set of 54 CHOC Health Alliance practices that see more than 85 percent of all CHOC Health Alliance children ages 0-3. The targeted outreach includes modeling the Prop 56 and CHOC bonus payments the practice could have received and supporting the practices in evaluating their workflows to incorporate screening and Registry use. As of January, 33 practices needed intervention based on the processes they had (or didn't have) in place for well visits, screenings, validated tools, and OC Children's Screening Registry use. Twenty-one practices were already well on their way either from their own efforts or prior support from the QIAs. By May 2022, the number of practices needing intervention was down to 18, and efforts remain underway.

CHOC Children's Pediatric Support Services (DULCE)

IGT Funding: approximately \$654,484

Sustaining Case Management services through 2023

This IGT funding is used to sustain an early intervention program called Developmental Understanding and Legal Collaboration for Everyone (DULCE). DULCE is designed for families with infants between the ages of two weeks and six-months, who are experiencing family stressors that can impact a child's developmental trajectory. A 2015 randomized control trial determined that infants in DULCE were more likely to have completed their six-month immunization schedule on time; obtained five or more routine preventive care visits by age one-year; and were less likely to have visited the emergency department by age six-months. This funding supports these services to continue at three sites. During the period of IGT funding, CHOC will continue to actively focus on fund development efforts for sustainability including exploration of similar models that may be eligible for innovative reimbursement strategies through Medi-Cal.

CHOC Children's Obesity Prevention

IGT Funding: approximately \$545,403

One-time quality improvement funding

Modeled after the Developmental Screening Initiative approved by the Commission in December 2017, the pediatric obesity prevention quality improvement initiative would engage more than 200 physician practices that contract with CHOC Health Alliance, with the goal of improving pediatric obesity screening, education, linkage with services, tracking and follow-up. Collectively, these physicians serve more than 50 percent of Orange County children ages birth through five covered by Medi-Cal. According to the 27th Annual Report on the Conditions of Children in Orange County, nearly one in five 5th grade students are obese. Excess weight acquired during childhood and adolescence may persist into adulthood and increase the risk for chronic diseases, such as sleep apnea, diabetes, cardiovascular disease, and hypertension. Pediatric obesity can be prevented and treated through proper nutrition and physical activity, especially during the critical periods of infancy, two to four years of age, and adolescence.

CHOC Children's Autism Center

IGT Funding: approximately \$981,725

One-time catalytic funding

The Thompson Autism Center at CHOC Children's, which opened in January 2020, specializes in early diagnosis and addressing challenging behaviors. Very young children with autism and their caregivers require an integrated support system to ensure optimal developmental outcomes and quality of life for the family. With IGT funding, the Center team will establish an integrated, sustainable support system tailored to the needs of young children that reduces the considerable strain placed on parents facing both a neurodevelopmental diagnosis and navigation of myriad eligibility-driven and fragmented services in the community.

CHOC Children's Child Protective Services Clinic

IGT Funding approximately: \$1,450,000

One-time catalytic funding

The scope concentrates on system improvements that both deepen best practices and expand services for children that are involved with child protective services. CHOC Children's and

Orange County Social Services Agency have an existing partnership that provides for a Clinic which includes medical, psychological and social work support for treatment, follow up and investigation of child abuse and maltreatment.

The IGT investment will leverage this existing partnership and learnings while deepening the services and commitment to safety and protection plus prevention and intervention based on protective factors, depending on circumstances. Specific actions that will be supported by this IGT include but are not limited to:

- Expand evidence-based methods of care that helps parents and their infants who may be suffering from neonatal abstinence syndrome.
- Maintain and expand existing Clinic services providing medical, psychological, and social work support for the children and families
- Expand parent education and support especially for vulnerable children with special needs or in high-risk families
- Follow-up services which could include a resource specialist dedicated to connecting these families with community resources, improving continuity of care for families; connection and data-sharing with pediatricians and other members of the care team.

In addition to the specific expansion plans supported by this IGT, CHOC Children's also plans to expand this work. Those plans may include some of the following:

- Recruiting a dedicated full-time certified physician
- Expanding social work support
- Improving data-gathering and analysis
- Engaging primary care providers (beginning with CHOC network – 400-450 primary care pediatricians currently affiliated)
- Providing training in partnership with SSA, law enforcement, community agencies
- Expand/formalize regional Neonatal Intensive Care Unit outreach

STRATEGIC PLAN & FISCAL SUMMARY:

The recommended actions have been reviewed in relation to the Strategic Plan and are consistent with all goal areas. There is no funding action proposed for this item.

PRIOR COMMISSION ACTIONS:

- May 2020 – Adjustment in Funding terms for approved IGT transactions
- April 2020 – Approved IGT Transaction
- October 2018 – Approved IGT Transaction
- December 2017 – Approved IGT Transaction
- March 2017 – Approved IGT Transaction
- April 2016 – Approved Amended Resolution for IGT transaction
- February 2016 – Approved IGT Transaction
- December 2015 – Received update on proposed Intergovernmental Transfer (IGT)
- October 2015 – Authorized the Executive Director to pursue a potential Intergovernmental Transfer (IGT)
- June 2014 – Annual Planning Meeting, Sustainability Strategies

RECOMMENDED ACTION:

Receive update on the status of Intergovernmental Transfers.

ATTACHMENTS:

1. IGT Process and Background
2. IGT Funding Table

CONTACT:

Kim Goll

IGT Process and Background

Intergovernmental transfer transactions require a government entity provides non-federal matching funds that the State uses to obtain the highest reimbursement rate that is federally allowable under managed care. As a general guide, for every dollar provided as a match, \$1.00 in federal funding is generated for the originating county. Operationally, once we account for fees paid to the state to conduct the IGT, and Cal Optima removes its two percent share of the IGT federal match, the rate of return is estimated to be 98% (CalOptima has adjusted its withholding from 50% to 2% for IGT round 11 in the fourth quarter of calendar year 2022).

Participation in an IGT is limited to organizations on both the provider and financing sides that meet the following eligibility criteria:

- *Agencies that have documented uncompensated cost of serving Medi-Cal members* - Since the basis for an IGT is reimbursement for the actual cost of care for services provided, a participating entity must be able to document uncompensated costs for a defined period. The amount of a transaction is based on expenses incurred during a particular fiscal year. For example, an IGT transaction may be based on FY 2019/20 expenses, though the actual legal transaction will occur in FY 2020/21. Typically, the amount of uncompensated care rendered by CalOptima has significantly exceeded First 5 Orange County's capacity for an IGT match.
- *Agencies that are CalOptima-contracted providers* - The determination of uncompensated costs is limited to the difference between CalOptima's payment to providers for authorized benefits and the actual cost of care for these services. Agencies must show that the uncompensated care was for specific services to CalOptima members for which they were a contracted provider. Dental services, for example, are not currently within CalOptima's scope of mandated benefits and are therefore not eligible for reimbursement under an IGT. Of First 5 Orange County's current contracted partners, CHOC Children's is the sole entity to meet all requirements for an IGT transaction.
- *Financing to support the transaction must be provided by a government entity* - The local funds to support IGT transaction financing must be public and cannot be federal funds or private provider donations. First 5 Orange County meets this qualification and is an eligible public entity.
- *IGT revenue must be used for Medi-Cal covered benefits* - Potential uses for IGT funding have narrowed significantly due to federal regulations and state policies. IGT funds are now considered part of the capitation payments that CalOptima receives from the state and thus are subject to the same restrictions. Essentially, funds may only be used for covered Medi-Cal benefits for existing CalOptima members. Given this and other limitations noted above, participation in future IGTs may be increasingly less viable.

Since the recipient of the leveraged funds must be a contracted CalOptima provider, any First 5-supported transaction will result in funding directly to CalOptima, and in turn to the CalOptima-contracted provider. Neither the principal funds that provided the basis for the federal drawdown, nor the matching funds, return to First 5 Orange County directly. First 5 Orange County works with CalOptima to ensure that the principal and leveraged funds are dedicated to agreed-upon priorities for children prenatal through age five.

Additionally, there is no guarantee of future IGTs, which should be considered non-recurring funds best used for one-time investments

IGT Funding Table


First 5 Orange County IGT Round	IGT-Funded Projects/Uses	First 5 OC Matching Funds + 20% State Fee	Federal Funds Returned (net of Cal Optima's return)	Total Funds for Early Childhood	Anticipated years of IGT funding use
A (Cal Optima IGT 5) (Rate Range 2014-15)	CHOC Children's Help Me Grow	\$2,245,497	\$427,028	\$2,672,525	2017 - 2021
	CHOC Children's Mental health services	\$2,000,000	\$1,200,000	\$3,200,000	2017 - 2021
	MOMS OC Home Visiting	\$2,245,496	\$763,469	\$3,008,965	2017 - 2021
Subtotal for Round A		\$6,490,993	\$2,390,497	\$8,881,490	
B (Cal Optima IGT 6) (Rate Range 2015-16)	CHOC Children's Help Me Grow	\$1,996,317	\$907,630	\$2,903,947	2021 - 2025
	CHOC Children's Mental health services	\$751,392	\$76,869	\$828,261	2021 - 2025
	MOMS OC Home Visiting	\$1,949,182	\$701,706	\$2,650,888	2021 - 2025
Subtotal for Round B		\$4,696,891	\$1,686,205	\$6,383,096	
C (Cal Optima IGT 7) (Rate Range 2016-17)	CHOC Children's Quality Improvement Advisors (QIAs) for Developmental Screening Initiative	\$385,110	\$137,984	\$523,094	until all funds are spent
First 5 Orange County IGT Round	IGT-Funded Projects/Uses	First 5 OC Matching Funds + 20% State Fee	Federal Funds Returned (net of Cal Optima's return)	Total Funds for Early Childhood	Anticipated years of IGT funding use

IGT Funding Table

D (Cal Optima IGT 8) (Rate Range 2017-18)	CHOC Children's QIAs for Obesity prevention	\$999,882	\$1,091,110	\$2,090,992	until all funds are spent
	CHOC Children's Pediatric Support Services (DULCE)				
	CHOC Children's Autism Center				
E (Cal Optima IGT 9) (Rate Range 2018-20)	Clinic CHOC Children's Pediatric Support Services (DULCE)	\$1,056,450	\$1,000,000 (estimated)	Not yet received	TBD
	CHOC Children's Adverse Childhood Experiences (ACEs) follow up for children with ACEs score of 4+				
	CHOC Children's Autism Center				
F (Cal Optima IGT 10) (Rate Range 2019-20)	CHOC Children's Child Protective Services Clinic	\$1,167,020	\$1,000,000 (estimated)	Not yet received	TBD
G (Cal Optima IGT 11) Rate Range 2021	CHOC Children's Child Protective Services Clinic	\$750,000	\$725,000 (estimated)	Not yet received	TBD

DATE: September 16, 2022

TO: First 5 Orange County

FROM: Kimberly Goll, President/CEO 

ACTION: Conduct Public Hearing to Receive and Authorize Certification of the Fiscal Year 2021-2022 Annual Report

SUMMARY:

First 5 Orange County is required to conduct a public hearing to approve the annual program report and audit that is then submitted to First 5 California and the State Controller's Office. This item includes the annual program report and an update regarding the independent audit conducted by Eide Bailly LLP.

DISCUSSION:

The California Children and Families Act of 1998 (Health and Safety Code Sections 130140 & 130150) requires that each county commission complete an annual audit and program report of the preceding fiscal year, conduct a public hearing on the audit and program reports, and submit both to the First 5 California Commission, and the audit report to the State Controller's Office on or before November 1st of each year. The annual program report has been completed and is submitted for the public hearing.

First 5 California annually requests each county commission's Executive Director to certify compliance with Health and Safety Code Section 130140 (Fiscal Memo 10-01) prior to July 1 to remain eligible to receive Proposition 10 tobacco tax revenues. This certification was submitted to First 5 California in May 2022 prior to the prescribed deadline. First 5 California also requests that each county commission certify that Commission funds have been used only to supplement, not supplant, existing program funding for grantees. Commission authorization is requested for the President/CEO to provide the required statement that First 5 Orange County did not use its funding to supplant existing program funds.

Fiscal Year 2021-2022 State Annual Report

County commissions are required to report to First 5 California their fiscal revenues and expenditures and to detail the population served. Counties report data annually and these data are aggregated to the State level. First 5 Orange County's annual program report to the state is provided as Attachment 1.

Beginning with Fiscal Year 2021-2022, we transitioned First 5 Orange County's annual report to an online version featured on our website. This year, we continue the approach of creating a digital report that highlights major accomplishments from the year, the numbers of children and family members served, and the systems, equity, and family engagement efforts that were foundational to all of First 5's work in Fiscal Year 2022-2023. The website has been updated with

the new annual report information and will go live after the October meeting. In addition to the online report, we have developed a one-page Fact Sheet about First 5 Orange County, which can be built upon as needed with tailored messaging for targeted audiences and in-person activities. The one-pager is provided as Attachment 2.

Annual Comprehensive Financial Report (ACFR)

Due to circumstances outside of the control of Commission staff and auditors, we have submitted an extension to file the annual financial statements to both the California State Controller's Office and First 5 California.

As a participant in the County of Orange Retiree Medical Plan, First 5 Orange County is required to comply with Government Accounting Standards Board Statement No. 75, Accounting and Financial Reporting for Postemployment Benefits Other Than Pensions for the fiscal year ending June 30, 2022. To fully comply with all requirements of the accounting standard, a detailed actuarial report of the County Plan must be completed by an actuary and audited by an independent auditing firm. The County Plan has provided the actuarial report and is in the process of having it audited.

The Commission financial statements cannot be finalized in time to meet the filing deadline for the October meeting. The Comprehensive Annual Financial Report will be finalized and presented at the Commission's December meeting to meet the extended deadline of December 7, 2022.

STRATEGIC PLAN & FISCAL SUMMARY:

The reports and recommended actions presented in this report have been reviewed in relation to the Commission's Strategic Plan and are consistent with applicable goals. There is no funding action proposed for this item.

PRIOR COMMISSION ACTIONS:

- October 2021 – Conducted public hearing receiving on Fiscal Year 2020-2021 Annual Report and approving submittal to First 5 California
- April 2022 – Conducted public hearing receiving First 5 California's Fiscal Year 2020-2021 Annual Report

RECOMMENDED ACTIONS:

1. Conduct Public Hearing
2. Authorize the Executive Director to execute required certifications (Attachment 1) to the First 5 California Commission and to incorporate revisions to the annual data summary as needed to the Annual Program Report for Fiscal Year 2021-2022 prior to submittal.

ATTACHMENTS:

1. First 5 Annual Program Report: July 1, 2021 – June 30, 2022 Forms AR-1, AR-2, and AR-3
2. First 5 Orange County Fact Sheet

CONTACTS: Michael Garcell/Lisa Burke



Annual Report AR-1

Orange Revenue and Expenditure Summary

July 1, 2021 - June 30, 2022

Revenue Detail

Category	Amount
Tobacco Tax Funds	\$24,080,410
Small Population County Augmentation Funds	\$0
DLL Pilot Funds	\$212,284
Other First 5 California Funds	\$708,934
Other First 5 California Funds Description HUBS and HVC	
Other Public Funds	\$2,347,129
Other Public Funds Description MAA, CalWORKS HVP	
Donations	\$0
Revenue From Interest Earned	(\$776,449)
Grants	\$0
Grants Description	
Other Funds	\$0
Other Funds	
Total Revenue	\$27,266,762

Improved Family Functioning

Service	Grantee	Program(s)	Children	Caregivers	Providers	Amount
Intensive Family Support	CBO/Non-Profit	<ul style="list-style-type: none"> Not Applicable (Other) 	523	1046	8	\$983,178
Total						\$983,178

Improved Child Development

Service	Grantee	Program(s)	Children	Caregivers	Providers	Amount
Quality Early Learning Supports	County Office of Education/School District	<ul style="list-style-type: none"> Not Applicable (Other) 	9140	10939	2390	\$6,186,424
Early Learning Program Direct Costs	CBO/Non-Profit	<ul style="list-style-type: none"> Not Applicable (Other) 	335	272	41	\$301,912
Early Learning Program Direct Costs	County Office of Education/School District	<ul style="list-style-type: none"> Not Applicable (Other) 	0	0	0	\$193,266
Reason for no population served: Expenditures for Dual Language Learner program. No clients served in FY 21-22 because program funded by First 5 CA, and due to timing of expenses, the expenses appeared in FY 21-22, while services occurred prior fiscal year						
Total						\$6,681,602

Improved Child Health

Service	Grantee	Program(s)	Children	Caregivers	Providers	Unique Families	Amount
General Health Education and Promotion	CBO/Non-Profit	• Not Applicable (Other)	3119	493	3	0	\$360,407
General Health Education and Promotion	Hospital/Health Plan	• Not Applicable (Other)	2097	2484	2192	0	\$401,424
Oral Health Education and Treatment	CBO/Non-Profit	• Not Applicable (Other)	17185	12562	346	0	\$0
Early Intervention	Higher Education	• Not Applicable (Other)	1725	1787	2297	0	\$423,137
Perinatal and Early Childhood Home Visiting	CBO/Non-Profit	• Not Applicable (Other)	2886	3293	2	2886	\$3,464,685
Perinatal and Early Childhood Home Visiting	County Office of Education/School District	• Not Applicable (Other)	269	216	0	269	\$147,522
Perinatal and Early Childhood Home Visiting	Hospital/Health Plan	• Not Applicable (Other)	7082	7077	0	7082	\$488,429
Prenatal and Infant/Toddler Pediatric Support	County Health & Human Services	• Not Applicable (Other)	133	138	0	133	\$1,481,315
Prenatal and Infant/Toddler Pediatric Support	Hospital/Health Plan	• Not Applicable ()	82	0	0	82	\$0
Total							\$6,766,919

Improved Systems Of Care

Service	Grantee	Program(s)	Amount
Systems Building	County Office of Education/School District	<ul style="list-style-type: none"> Not Applicable (Other) 	\$102,733
Systems Building	Other Public	<ul style="list-style-type: none"> Not Applicable (Other) 	\$40,907
Systems Building	CBO/Non-Profit	<ul style="list-style-type: none"> Not Applicable (Other) 	\$1,245,455
Systems Building	Research/Consulting Firm	<ul style="list-style-type: none"> Not Applicable (Other) 	\$1,817,451
Systems Building	First 5 County Commission	<ul style="list-style-type: none"> Not Applicable (Other) 	\$1,206,903
Total			\$4,413,449

Expenditure Details

Category	Amount
Program Expenditures	\$18,845,148
Administrative Expenditures	\$1,258,080
Evaluation Expenditures	\$839,499
Total Expenditures	\$20,942,727
Excess (Deficiency) Of Revenues Over (Under) Expenses	\$6,324,035

Other Financing Details

Category	Amount
Sale(s) of Capital Assets	\$0
Other	\$0
Total Other Financing Sources	\$0

Net Change in Fund Balance

Category	Amount
Fund Balance - Beginning	\$57,038,232
Fund Balance - Ending	\$63,362,267
Net Change In Fund Balance	\$6,324,035

Fiscal Year Fund Balance

Category	Amount
Nonspendable	\$2,329,229
Restricted	\$0
Committed	\$18,239,879
Assigned	\$23,016,569
Unassigned	\$19,776,590
Total Fund Balance	\$63,362,267

Expenditure Note

No data entered for this section as of 9/23/2022 2:14:01 PM.

Small Population County Funding Augmentation Expenditure Detail

Category	Amount	Comment
Program: Evidence-Based	\$0	
Program: Evidence-Informed	\$0	
Program: Other Funded	\$0	
Program: Professional Development, Training and Technical Assistance	\$0	
Administration	\$0	
Evaluation	\$0	
Other (Please Explain)	\$0	
Total	\$0	
If unspent funds occurred during the FY, please list amount and provide explanation.	\$0	



Annual Report AR-2

Orange Demographic Worksheet

July 1, 2021 - June 30, 2022

Population Served

Category	Number
Children from 3rd to 6th Birthday	16,472
Children – Ages Unknown (birth to 6th Birthday)	11,762
Primary Caregivers	40,307
Providers	7,279
Children Less than 3 Years Old	16,342
Total Population Served	92,162

Primary Languages Spoken in the Home

Category	Number of Children	Number of Primary Caregivers
English	18,162	13,967
Spanish	9,923	6,694
Cantonese	202	8
Mandarin	109	113
Vietnamese	936	678
Korean	96	93
Other - Specify with text box Arabic, Farsi, Russian, Pashto	1,295	1,283
Unknown	13,853	17,471
Totals	44,576	40,307

Race/Ethnicity of Population Served

Category	Number of Children	Number of Primary Caregivers
Alaska Native/American Indian	85	58
Asian	3,117	2,343
Black/African-American	507	465
Hispanic/Latino	18,313	13,069
Native Hawaiian or Other Pacific Islander	60	80
Two or more races	1,140	884
White	5,441	4,581
Other – Specify with text box Middle Eastern, Russian, French, Cambodian	2,217	565
Unknown	13,696	18,262
Totals	44,576	40,307

Duplication Assessment

Category	Data
Degree of Duplication	15%
Confidence in Data	Moderately confident
Additional Details (Optional)	



Annual Report AR-3

Orange County Evaluation Summary and Highlights

July 1, 2021 - June 30, 2022

County Evaluation Summary

Evaluation Activities Completed, Findings, and Policy Impact

* Early Development Index (EDI): In FY 21-22, First 5 Orange County collected EDI data from 100% of the public schools in the county that have a kindergarten population. This includes 25 school districts, 388 schools, 1,134 teachers and 24,326 EDI records collected. First 5 Orange County last collected EDI data in FY18-19, before COVID-19 and the global shutdowns. First 5 Orange County received the results of the 2022 EDI data in July 2022 and will share high-level findings in the FY 22-23 Annual Report. * First 5 Orange County developed the Systems Change Questionnaire (SCQ) to measure the success of its collaboratives and progress made towards a more seamless system of care for families. The SCQ covers key areas of systems work, such as shared vision and goals; being responsive to parent and community voices and empowering them to be champions; sharing data to improve coordination, services, and service delivery; and leveraging funds for early childhood. Now in the second year of using the SCQ, we have findings from all 25 school districts that completed the questionnaire. Findings indicate that there has been a positive shift in the number of school districts that are active participants within an initiative or collaborative focused on early childhood. The number of districts that are “well on their way” in this area more than doubled (from 5 to 12 districts), and none of the districts are now indicating that they haven’t started work in this area. Similarly, there has been a doubling in the number of districts that seek, incorporate, and are responsive to voices of community residents who have children under age five (from 3 districts in 2020 to 6 districts now). And when asked in 2022, none of the districts indicated that they haven’t started work in this area. The number of districts well on their way in initiating innovative and best practices to address the needs and gaps in the county’s early childhood system of care more than doubled, from 4 districts in 2020 to 9 districts in 2022. * Developmental Screenings: First 5 Orange County partners with CHOC Children’s to leverage Intergovernmental Transfer (IGT) funds for a quality improvement effort. A team of Quality Improvement Advisors (QIAs) work with over 130 practices to incorporate developmental screening into their practice workflow with a validated tool and to use the OC Children’s Screening Registry. The QIA team leverages their relationships with the practices and provides support and monitoring to promote a holistic approach. They ensure the practices are: 1) proactive in their approach to well visits; 2) conducting developmental screening using a validated tool; 3) collecting Proposition 56 payments for those screens; 4) using the OC Children’s Screening Registry; and 5) receiving incentive payments for Registry utilization. From 2019 to 2021, the QIA effort resulted in a significant increase in the number of practices doing screening and using

validated tools, resulting in more children being screened. The percent of practices that were not doing screening or were unknown saw a huge improvement, from nearly one out of two practices not using a validated screening tool (48 percent) to only one out of 10 (10 percent). At the same time, the percent of practices doing developmental screening using a validated tool increased from 35 percent to 87 percent.

County Highlights

County Highlight

A focus area of First 5 OC's Strategic Plan is improving systems of care to help families get the most out of well-child visits, developmental screenings, and linkage to services. * In FY21-22, we implemented HealthySteps at three federally qualified health centers (FQHCs), which integrates a child development specialist into the primary care team to promote healthy relationships, foster positive parenting, strengthen early social and emotional development, and ensure access to services that the family needs, with a particular emphasis on families in low-income communities. Currently serving nearly 4,000 children at these four FQHCs, we are adding two more clinics serving an additional 3,000 kids in FY22-23. * We also support a team of Quality Improvement Advisors at CHOC Health Alliance to work with 130 practices to incorporate developmental screening with a validated tool into their workflow and to use the OC Children's Screening Registry. The QIA effort has resulted in a significant increase in the number of practices doing screening with validated tools, resulting in more children being screened. The percent of practices that were not screening saw a huge improvement, from nearly one out of two practices not using any validated tools to only one out of 10. * To build a true system approach to developmental screening in OC, First 5 OC worked with partners to form a cross-sector collaborative group that is championing developmental screening and interventions throughout Orange County. Detect & Connect OC is comprised of decision makers in organizations such as our managed care plan, Social Services Agency, Health Care Agency, CHOC Children's, AAP-OC, Help Me Grow and others. In FY 21-22, Detect & Connect OC launched a communications campaign to parents about well-child visits and developmental screens, with a focus on safety during the pandemic. The collaborative also developed messaging and distributed outreach tools to walk-in clinics and pediatric practices.?

Who We Are

At First 5 Orange County, we build bridges and remove barriers so children of every race, culture, and condition can reach their full potential. We focus on the first five years of life, which are the basis for lifelong health, development, and resilience. We partner with many organizations to create and maintain an early childhood system that benefits and supports families.



What We Do

We believe four strategies have the most impact on improving the conditions needed for children and families to thrive. These strategies guide us and are the lens through which we prioritize our work.

Get Involved Early

We invest in programs, services, and partnerships that focus on prevention by identifying mental and developmental health needs as early as possible, and linking children and families to resources.

Commit to Equity

We embrace diversity as a strength, work to address inequities in children's health, development and early learning, and incorporate the voices of the families we serve to create positive change.

Build Support for Early Childhood

We connect with, strengthen, and support parents, community leaders, public agencies, and community organizations, and work together to solve issues facing young children and families.

Change the System


We fight to improve the complex and often confusing ways children and families receive support and care, creating easier ways families can access quality services.

How We're Funded

First 5 Orange County was created when Proposition 10, the California Children and Families Act, passed in 1998, which added a 50-cent sales tax on tobacco products sold in California. These funds raised from the sale of tobacco products must be used to support education, health and child development programs for pregnant women and children from birth through age five.



Agenda Item 5
October 5, 2022

DATE: September 19, 2022
TO: First 5 Orange County
FROM: Kimberly Goll, President/CEO 
ACTION: Approve Use of an Updated Logo for First 5 Orange County

SUMMARY:

This agenda item requests approval of an updated logo for first 5 Orange County and integration into future communications materials.

DISCUSSION:

After 20-years of operation of Children and Families Commissions, the name First 5 has become synonymous with children and families and is identified statewide as a leading voice in early childhood development. In December of 2018, the Board approved integrating the First 5 brand into the Orange County Children and Families Commission name and logo, which was well established among our early childhood partners. Since that time, we have gradually incorporated and normalized the use of First 5 Orange County and First 5 OC to represent our organization and work.

The intent of the transition to First 5 Orange County was to leverage public awareness and statewide communications. Aligning our name also allows us to benefit from and more clearly participate with First 5 Association and First 5 California policy and advocacy work.

As we have noted in recent Weekly Updates, we are continuing this journey and have developed an updated logo that incorporates a child's hand (Attachment 1). Our county is currently one of a few that do not use this symbol. By incorporating the child's hand, we will increase our alignment with, and benefit from, statewide branding.

With Board approval, we will begin to update our communication materials to use this logo, such as our website, letterhead, business cards, etc.

STRATEGIC PLAN & FISCAL SUMMARY:

The recommended action has been reviewed in relation to the Strategic Plan and is consistent with all goal areas. There is no funding action proposed for this item. Expenses which relate to updating First 5 OC's website and related communications materials will occur over time and are included in the administrative budget.

PRIOR COMMISSION ACTIONS:

- August 2020 – Received an update on First 5 Orange County’s brand guidelines and website development
- December 2018 – Approved incorporating the First 5 brand into the Children and Families Commission name

RECOMMENDED ACTION:

Approve use of an updated logo for First 5 Orange County.

ATTACHMENT:

1. Updated First 5 Orange County Logo

CONTACT: Lisa Burke

Proposed Updated Logo



DATE: September 19, 2022

TO: First 5 Orange County

FROM: Kimberly Goll, President/CEO 

ACTION: Receive Update and Provide Direction on Healthy Smiles For Kids Sustainability Planning

SUMMARY:

In 2012, First 5 Orange County made a \$20 million long-term catalytic investment in pediatric oral health services in Orange County. This agenda item provides an update and seeks Board direction on the sustainability planning from Healthy Smiles and the use of the remaining catalytic funding.

DISCUSSION:

For more than 20 years First 5 OC has consistently funded Healthy Smiles for general operations ensuring children have access to dental services through their fifth year. The most recent funding allocation began in 2012 with a 10-year, \$20 million dollar commitment. Since that time, Healthy Smiles has become the primary pediatric dental provider in Orange County. In addition, Healthy Smiles has a robust residency program in partnership with CHOC Children's and University of Southern California.

A significant long-term issue for Healthy Smiles has been sustainability. Healthy Smiles has always had to engage in an aggressive fund development campaign to close the gap between the actual cost of services and the DentiCal reimbursement rates. A contributing factor to First 5 OC's catalytic allocation of \$20 million was to stabilize the provision of services and allow Healthy Smiles to pursue opportunities to increase revenue and long-term sustainability. Strategies included working with the Department of Health Care Services (DHCS) and elevating and illuminating the deficits in DentiCal reimbursements along with other structural barriers that limit the viability of pediatric dental services.

Motivated by the Little Hoover Commission Report that cited multiple issues with the delivery of publicly funded pediatric dental services in the state of California, DHCS issued an application for counties to pilot innovative practices that improve the delivery of services. This opportunity was known as the Dental Transformation Initiative (DTI). In 2016, First 5 served as the fiscal sponsor for DTI, which worked to expand oral health services and improve oral health outcomes for children. Orange County's strategy included partnership with Federally Qualified Health Centers (FQHC) as a pediatric dental provider, which was particularly sustainable due to their higher reimbursement rate. Through this initiative, Healthy Smiles had the opportunity to collaborate with FQHCs and explore partnerships for sustainability. Since that time, Healthy Smiles has engaged with several FQHCs to discuss partnership. They have determined that AltaMed is in the best

position to maintain the scale of pediatric dental services that has been established and intend to move forward with an agreement to assign Healthy Smiles assets to AltaMed.

Transition Plan: Prevention Services

Through a transfer of assets agreement, AltaMed has committed to continuing all the DentiCal reimbursable services that Healthy Smiles has established. This includes mobile services in the community and schools using portable dental equipment, mobile vans, the fixed clinic in Garden Grove, case management services, and the residency program.

In 2023, AltaMed will begin the transition of those services to their organization and will operate during that year under the “DBA” Healthy Smiles, at the existing Healthy Smiles Garden Grove location. During that time, AltaMed intends to expand dental care in their existing Santa Ana location to specifically include Healthy Smiles pediatric dental services. This requires a build-out of second-floor space to accommodate the service expansion. Upon completion of this build-out, AltaMed will fully shift services to their Santa Ana location, which is anticipated by 2024.

During the 2021-2022 fiscal year, the Garden Grove clinic included 13 dental chairs, with 18,621 patient encounters and 276 visits to the Smile Clinic. The vision for the AltaMed location is to establish 15 dental chairs that can take over the current capacity of the Garden Grove clinic plus an additional 7,000-8,000 encounters annually. In addition, AltaMed will continue the existing capacity of the outreach and teledentistry services, which provided over 6,500 service units in the last fiscal year.

Each component of services will transition from Healthy Smiles to the AltaMed platform at various times over the course of the next 18 months based on numerous factors in the process, such as:

- Finalizing the agreement with CHOC Children’s to include AltaMed on the Garden Grove location agreement. CHOC has agreed to the step; the actual contract changes and effective dates are being finalized.
- Establishing the Garden Grove location as an FQHC billable location through DHCS. This process with the DHCS can take several months and cannot be initiated until the agreement with CHOC is in place.
- Shifting individual partner contract agreements for community-based services to AltaMed, (including 12 school districts, five charter schools, and 15 community-based partners, serving a total of 178 sites). This timeline will depend upon each partner’s readiness and process for those contracts.

Due to the many layers of the transition process, Healthy Smiles will continue to provide some of these services directly. Each service component will be transitioned to AltaMed as the necessary requirements are in place. This will ensure continuity of services and care for all patients.

Transition Plan: Specialty Pediatric Dental Care

FQHCs are not able to provide specialty care per the current federal regulations; therefore, those services will remain with Healthy Smiles operating as a nonprofit entity. Last fiscal year, Healthy Smiles’ pediatric specialty services included over 1,100 encounters. This included significant restorative care that required general anesthesia, care for children with special needs, and service to children with co-occurring health issues that required a higher level of care. Currently, the general anesthesia surgical center includes two dental chairs. CHOC and Healthy Smiles have a future goal of establishing two additional chairs to serve an additional 600 to 900 patients annually.

This planned growth will address the continued wait list and need for pediatric specialty oral health services for children in Orange County.

Next Steps

Over the coming months and based on Board direction, staff anticipates continued discussion with AltaMed and Healthy Smiles to ensure the agreement transferring assets is completed and program planning and communication with parents and partners occurs as relevant services are transitioned.

Because of their financial diligence and utilization of the DTI funding and private funding streams, Healthy Smiles has not expended the entire original catalytic investment amount. The current unspent balance of First 5's catalytic investment is approximately \$3 million. Staff will work with Healthy Smiles and AltaMed to identify what resources are needed to ensure a smooth transition of the preventive services, as well as ensure the stability of the specialty services.

STRATEGIC PLAN & FISCAL SUMMARY:

The recommended actions have been reviewed in relation to the Strategic Plan and are consistent with all goal areas. Funding for this item is part of the original catalytic funding budget and does not require any additional fund allocation.

PRIOR COMMISSION ACTIONS:

- October 2018 – Additional Dental Transformation Initiative funding awarded
- October 2016 – Receipt of Dental Transformation Initiative funding and subcontract approval
- February 2012 – Catalytic Funding Approved

RECOMMENDED ACTION:

Receive update and provide direction to staff.

ATTACHMENT:


None

CONTACT:

Kimberly Goll



Agenda Item 7
October 5, 2022

DATE: August 25, 2022
TO: First 5 Orange County
FROM: Kimberly Goll, President/CEO 
ACTION: Adopt Resolution Authorizing Amendments with Designated School Districts to Provide Early Learning Service

SUMMARY:

At the August 2022 Commission meeting, the Board received an update on our school district renewal strategy and directed staff to return in October with a plan to amend current agreements for one year. This agenda item outlines the scope of work for the additional year and proposed funding allocations for each of the 25 districts, along with the renewal process for future funding.

DISCUSSION:

The school district agreements are due to terminate in June 2023. Based on the direction provided at the August meeting, staff has developed a plan to extend the agreements through June 2024. The school districts' current scopes of work are aligned with First 5 Orange County's Strategic Plan and focus work in four primary areas: 1) Committed Leadership including development of an Early Childhood Leadership Team, 2) Engaged Neighborhoods including community and parent engagement, 3) Connected Systems including data and service delivery integration, and 4) Sustained Services which is achieved through aligning systems of care. Attachment 1 describes the activities included in each of these areas and provides examples of what the districts will be working on throughout the extended term of the agreement.

School districts are held accountable for their scopes of work through multiple reporting methods throughout the fiscal and school year. The districts will continue to implement their systems work and measure their progress toward the First 5 Orange County Strategic Plan aligned goals using reporting tools which include the Early Childhood Accountability Plan (ECAP) and Program Guidance Tool (PGT). These tools are designed to structure goals and specific actions to support progress, monitor outcomes, plan next steps, and ultimately to assess overall impact on strengthening the system of early childhood in their communities.

The proposed funding allocation for each school district is provided in Attachment 2. Each district will receive funding for the extension year based on their original funding allocation for the years FY2020-21 through FY2022-23.

Process to Funding Renewal for Fiscal Year 2024-25 and Beyond

Extending the term of the school district agreements by one year will allow staff to use the guiding principles developed and approved by the Commission in February 2022 that include looking at all investments through the following framework.

Align with Strategic Plan:

Does our investment strategy align, or do we need to adjust?

Are we explicitly addressing equity?

Evaluation Driven:

Are proposed investments based on data, evaluation?

Is additional data/evaluation needed including how to strengthen systems change efforts?

Balance Investment with Funding Constraints:

Do our investments manage ongoing demand against the Commission's budget?

Do our investments maximize impact of one-time funds?

Consider Whole Child/Whole Family:

Do proposed investments include/consider the family and not only the child?

Apply Advocacy Frame:

Do proposed investments include elements of policy or advocacy?

Respect Impact of Ongoing COVID-19 Disruption:

Are we respecting the impact of disruption due to COVID-19?

Specifically for school districts, staff will be working to understand the results of the 2022 Early Developmental Index (EDI) data, information and learnings from the Systems Change Questionnaires (SCQs), the ECAPs, and PGTs, as well as community and parent voice. First 5 OC's own funding constraints will help to inform the strategy as well. Staff will return to the Board with a renewal recommendation no later than February of 2024. Consistent with previous renewal cycles, First 5 staff and consultants will provide several opportunities for districts to provide feedback and insight to the renewal strategy over the coming months.

STRATEGIC PLAN & FISCAL SUMMARY:

The recommended action presented in this staff report has been reviewed in relation to the Strategic Plan and is consistent with applicable goals and outcomes. Funding for this item will be included in the Fiscal Year 2023-2024 Proposed Budget.

PRIOR COMMISSION ACTIONS:

- February 2020 – Approve school district contracts for term of Fiscal Year 2020-2023
- October 2021 – Receive Presentation on School District Progress on Updated Goals and Realigned Scopes of Work
- August 2022 – Provide direction to return in October '22 with an extension of all school district agreements for one year

RECOMMENDED ACTION:

Adopt resolution (Attachment 3) authorizing the President/CEO, or designee, and Commission Counsel to prepare and negotiate amendments, at President/CEO's sole discretion, with designated organizations to provide services as specified in Attachment 1 and for the terms and amounts as specified in Attachment 2.

ATTACHMENTS:

1. Specific Examples of School District Work Prior to and During Extension Year 2023-24
2. School Districts Term Sheet
3. Resolution
4. Presentation

CONTACT: Mike Anderson

Attachment 1 – Specific Examples of School District Work Prior to and During Extension Year 23-24

Focus Area In Scope of Work	Description	Example of activities to be completed in FY22-23 and FY 23-24
Committed Leadership: Early Childhood Leadership Team (ECLT)	Prioritizing and supporting district planning that leverages the learnings and investments in early childhood into district goals and areas of emphasis	Ensure the ECLTs present EDI data with key district leadership and teaching staff that will inform the development of annual and multi-year plans to build out their early learning programs including Pre-K, TK, and universal preschool.
Engaged Neighborhoods: Community and Parent Engagement	Building opportunities for bi-directional communication with preschools, childcare providers, parent groups, health service providers, and nonprofits	<p>Districts are expected to share EDI data with parents and community partners to build an understanding and common measurement system for improving child outcomes.</p> <p>Districts are tasked with creating linkages between their organizations and community health and family support resources.</p>
Connected Systems: Data and Service Delivery Integration	Improving ability to reach children and families with services and supports to meet their needs in a seamless way and avoid duplication	<p>Districts will utilize resources from an EDI Toolkit to support dissemination, analysis and action planning. Early Learning Leader meetings include EDI support activities, Communities of Practice meetings, and monthly meetings offering customized technical assistance based on the district needs and connections with First 5 Orange County goals and Strategic Plan alignment</p> <p>A key effort will be connecting with providers for referrals and services, as well as exploring linking developmental screening data with the OC Children's Screening Registry</p>
Sustained Services: Sustained Early Childhood and Family Services	<p>Developing a model for health services connections and referrals</p> <p>Documenting the implications of the state investments into preschool and Transitional Kindergarten/UPK</p>	<p>Districts have developed and will continue to utilize a Health Services Transition Planning Guide to assess their current health services practices, identify community needs, identify available resources and partnerships, and create a plan to address service gaps.</p> <p>During the extension year, staff and consultants will continue to monitor and provide specialized support and technical assistance for the districts creating individualized plans to prepare for universal preschool.</p>

Kindergarten Readiness Initiative Term Sheet

School District	Contract Number	Term	Prior Maximum Payment Obligation 3-year Term FY 2020-2023	Year 4 Extension Funding Term FY 2023-2024	Additional EDI Term FY 2022-2023 & FY 2023-2024	Total Contract Maximum Payment Obligation	Scope of Work
Anaheim Elementary School District	FCI-SD4-01	7/1/20-6/30/24	\$1,065,400	\$337,600	\$6,700	\$1,409,700	School districts will reach its most vulnerable children ages 0-5 by collecting EDI results; promote a countywide agenda for young children; develop connections with local providers of private preschools, family care and health services; and use data to evaluate long term outcomes and coordinate services with TK/K-12 systems.
Brea Olinda Unified School District	FCI-SD4-02	7/1/20-6/30/24	\$260,500	\$84,400	\$2,000	\$346,900	
Buena Park School District	FCI-SD4-03	7/1/20-6/30/24	\$380,800	123,800	\$3,200	\$507,800	
Capistrano Unified School District	FCI-SD4-04	7/1/20-6/30/24	\$1,055,200	\$337,600	\$6,700	\$1,399,500	
Centralia School District	FCI-SD4-05	7/1/20-6/30/24	\$383,400	\$123,800	\$3,200	\$510,400	
Cypress School District	FCI-SD4-06	7/1/20-6/30/24	\$262,600	\$84,400	\$2,000	\$349,000	
Fountain Valley School District	FCI-SD4-07	7/1/20-6/30/24	\$397,200	\$129,400	\$3,400	\$530,000	
Fullerton School District	FCI-SD4-08	7/1/20-6/30/24	\$667,600	\$213,800	\$4,100	\$885,500	
Garden Grove Unified School District	FCI-SD4-09	7/1/20-6/30/24	\$1,082,800	\$337,600	\$6,700	\$1,427,100	
Huntington Beach City School District	FCI-SD4-10	7/1/20-6/30/24	\$519,500	\$168,800	\$3,600	\$691,900	
Irvine Unified School District	FCI-SD4-11	7/1/20-6/30/24	\$935,300	\$298,200	\$5,600	\$1,239,100	
Laguna Beach Unified School District	FCI-SD4-12	7/1/20-6/30/24	\$257,900	\$84,400	\$2,000	\$344,300	
La Habra City School District	FCI-SD4-13	7/1/20-6/30/24	\$627,800	\$207,700	\$3,850	\$843,152*	
Los Alamitos Unified School District	FCI-SD4-14	7/1/20-6/30/24	\$400,700	\$129,400	\$3,400	\$533,500	
Lowell Joint School District	FCI-SD4-15	7/1/20-6/30/24	\$257,900	\$84,400	\$2,000	\$344,300	
Magnolia School District	FCI-SD4-16	7/1/20-6/30/24	\$520,000	\$168,800	\$3,600	\$692,400	
Newport-Mesa Unified School District	FCI-SD4-17	7/1/20-6/30/24	\$662,500	\$213,800	\$4,100	\$880,932*	
Ocean View School District	FCI-SD4-18	7/1/20-6/30/24	\$518,600	\$168,800	\$3,600	\$691,000	
Orange Unified School District	FCI-SD4-19	7/1/20-6/30/24	\$916,400	\$292,600	\$6,350	\$1,215,350	
Placentia-Yorba Linda Unified School District	FCI-SD4-20	7/1/20-6/30/24	\$659,300	\$213,800	\$4,100	\$877,200	
Saddleback Valley Unified School District	FCI-SD4-21	7/1/20-6/30/24	\$907,900	\$292,600	\$6,350	\$1,206,850	
Santa Ana Unified School District	FCI-SD4-22	7/1/20-6/30/24	\$1,234,800	\$382,600	\$7,100	\$1,624,500	
Savanna School District	FCI-SD4-23	7/1/20-6/30/24	\$257,700	\$84,567	\$2,000	\$344,267	
Tustin Unified School District	FCI-SD4-24	7/1/20-6/30/24	\$669,300	\$213,800	\$4,100	\$887,200	
Westminster School District	FCI-SD4-25	7/1/20-6/30/24	\$656,900	\$213,800	\$4,100	\$875,321*	
TOTAL			\$15,558,000	\$4,990,467	\$103,850	\$20,657,172	

* Additional EDI funding was added to the Maximum Obligation

CHILDREN AND FAMILIES COMMISSION OF ORANGE COUNTY

RESOLUTION NO. ____-22-C&FC

October 5, 2022

A RESOLUTION OF THE CHILDREN AND FAMILIES COMMISSION OF ORANGE COUNTY AUTHORIZING THE PRESIDENT/CEO AND COMMISSION COUNSEL TO PREPARE AND NEGOTIATE AMENDMENTS TO AGREEMENTS, AT THE PRESIDENT/CEO'S SOLE DISCRETION, WITH DESIGNATED SCHOOL DISTRICTS FOR EARLY LEARNING SERVICES; AND, AUTHORIZING APPROVAL AND EXECUTION OF SUCH AMENDMENTS ON BEHALF OF THE COMMISSION

WHEREAS, in order to facilitate the creation and implementation of an integrated, comprehensive, and collaborative system of information and services to enhance optimal early childhood development, the legislature adopted legislation set forth in the California Children and Families Act of 1998, Health and Safety Code Section 130100, *et seq.* (as amended, the "Act") implementing the Children and Families First Initiative passed by the California electorate in November, 1998 and establishing the California Children and Families Commission and County Children and Families Commissions, including this Children and Families Commission of Orange County ("Commission"); and

WHEREAS, Commission adopted its Strategic Plan to define how funds authorized under the Act and allocated to the Commission should best be used to meet the critical needs of Orange County's children prenatal to five years of age as codified in the Act; and

WHEREAS, the Commission previously entered into agreements for Early Learning Services (hereinafter collectively referred to as the "Agreements") with various school districts (hereinafter referred to as the "Contractors"), which are identified in the staff report and attachments for this October 5, 2022 Agenda Item (hereinafter referred to as the "Agenda Item").

WHEREAS, the Commission desires to amend the Agreements, at the President/CEO's sole discretion, with each of the Contractors to provide Early Learning Services for the terms, in the amounts, and on the conditions as described in the Agenda Item (hereinafter referred to as the "Amendments"); and

WHEREAS, each Contractor desires to amend its Agreement, if authorized by the President/CEO, in furtherance of the purposes of the Act and the Strategic Plan on the terms and conditions set forth in the Amendment; and

WHEREAS, Commission has reviewed the Agenda Item relating to the scopes of services to be provided and hereby finds and determines that the proposed Amendments are in furtherance of and consistent with the Commission's Strategic Plan; and

WHEREAS, Commission desires to authorize the Commission Chair and Commission Clerk to execute the Amendments to the Agreements with each of the Contractors for the terms, in the amounts, and on the conditions as specified in the Agenda Item.

NOW, THEREFORE, BE IT RESOLVED BY THE COMMISSIONERS OF THE CHILDREN AND FAMILIES COMMISSION OF ORANGE COUNTY AS FOLLOWS:

Section 1 Commission finds and determines the foregoing Recitals are true and correct and are a substantive part of this Resolution.

Section 2 Commission authorizes the President/CEO, or designee, and Commission Counsel to prepare and negotiate Amendments to Agreements with each of the Contractors for the terms, in the amounts, and on the conditions consistent with the Agenda Item; and

Section 3 The form of any Amendments shall be substantially similar to the standard form agreements, subject to minor, non-substantive revisions, or as otherwise required to comply with state/federal grant funding sources, and will be reviewed and approved by the President/CEO, or designee, and Commission Counsel. The approval by the President/CEO, or designee, of the Agreements shall be conclusively evidenced by the execution of such Amendments by the Commission Chair and delivery thereof to the Commission Clerk.

Section 4 Commission hereby approves the Amendments, which will be authorized at the President/CEO's sole discretion, with each of the Contractors for the terms, in the amounts, and on the conditions as specified in the Agenda Item.

Section 5 The Commission Chair and the Clerk of the Commission are hereby authorized to execute and attest, respectively, the Amendments on behalf of the Commission.

Section 6 A copy of each final Amendment when executed by the Commission Chair and attested by the Clerk of the Commission shall be appended hereto as a part of Exhibit A to this Resolution. Exhibit A is hereby fully incorporated as a part of this Resolution by this reference and made a part hereof. Each final executed Amendment shall be placed on file in the office of the Clerk of the Commission.

Section 7 In addition to the authorization of Section 2 above, the President/CEO, or designee, is hereby authorized, on behalf of the Commission, (i) to sign all documents necessary and appropriate to carry out and implement the Agreement(s), including any Amendment(s); (ii) to cause the issuance of warrants; (iii) to administer the Commission's obligations, responsibilities, and duties to be performed under such agreement(s); and (iv) during the term thereof to provide waivers, administrative interpretations, and minor modifications of the provisions of such agreement(s) in the furtherance thereof.

Section 8 The Clerk of the Commission shall certify to the adoption of this Resolution.

EXHIBIT A TO RESOLUTION OF COMMISSION

(Attach copy(ies) of final executed Amendments and Agreements)

School District Renewal Planning

October 5, 2022





Funding Renewal Strategy – Influencing Factors

- District Alignment with Strategic Plan
- Early Development Index
- Family and Community Voice
- First 5 Funding Constraints

Measuring Progress to Inform Funding Renewal

- **Early Childhood Accountability Plan (ECAP)**
 - Defines plan and measures progress
 - Reported on 2x/year as a living document
- **Program Guidance Tool (PGT)**
 - Measures progress toward goals and indicators
 - Completed 2x/year
- **Systems Change Questionnaire (SCQ)**
 - Measures impact on early childhood system
 - Administered 1x/year



Road to Funding Renewal

Timeline of Funding Renewal



Activities	Outcomes
<p>Execute extension amendments with all districts</p> <p>Create and begin implementing internal Action Plan to finalize funding renewal strategy</p>	<p>Provides additional year of funding allowing districts to continue to implement their scope of work, document progress and emphasize the use of EDI in their communities</p>

Timeline of Funding Renewal



Activities	Outcomes
<p>Continue to provide technical assistance to schools</p> <p>Analyze updated EDI and other data to inform renewal strategy, focusing on communities with greatest need</p> <p>First 5 team meets to discuss budget scenarios, funding strategies and limitations, opportunities and constraints around strategic alignment with other First 5 work</p>	<p>Provide answers to renewal questions in alignment with First 5's strategic plan. Districts will use EDI to continue outreach to the community and parents and the incorporation of the learnings from those efforts</p> <p>First 5 team formulates refined process to move forward discussing with external focus groups around funding renewal</p>

Timeline of Funding Renewal



Activities	Outcomes
Review and synthesize information from PGTs, ECAPs, SCQs	Summary of findings and information from these tools inform funding renewal strategy
External meetings with parents, community members, and partners	Receive and reflect on strategies, ideas and feedback about district early childhood services
Formulate recommendation(s) and socialize with districts and community partners	Vetting and consensus building

Timeline of Funding Renewal



Activities	Outcomes
Commissioners authorize new school district contracts with updated scopes of work and term lengths effective July 1, 2024	Districts are given time to prepare for staffing/programmatic changes within their new contracts

Thank You!

Questions?



Agenda Item 8
October 5, 2022

DATE: September 19, 2022
TO: First 5 Orange County
FROM: Kimberly Goll, President/CEO

ACTION: Receive Presentation from Dr. Patricia Riba on Obesity Prevention and Treatment

SUMMARY:

First 5 Orange County funded Dr. Riba's Health Club and the nonprofit organization Serving Kids Hope starting in 2002 through 2016 to provide obesity prevention and treatment services. First 5 OC's last investment focused on long-term strategic business and sustainability planning for the program. Dr. Patricia Riba will provide a report on her service impacts and sustainability efforts.

DISCUSSION:

First 5 Orange County previously supported Dr. Riba's Health Club through annual operating support, capacity building, and catalytic support for 14 years with an aggregate First 5 OC investment of over \$2.5 million. Dr. Riba's Health Club started as a one-day-a-week clinic for the treatment of obese patients at a community clinic in 2002. It has evolved to become a nonprofit focused on multimedia content development and outreach to promote healthy habits as well as a clinical obesity treatment and prevention program for children and their families. In 2016, First 5 OC provided funding for Dr. Riba to conduct business planning to: develop a strategic approach to delivering a sustainable clinical practice model; formulate a comprehensive fund development plan for the nonprofit; and increase management staff's expertise to manage all aspects of the agency's operations.

As a CalOptima-contracted provider focused on the treatment of obese children, Dr. Riba receives Medi-Cal reimbursement for some Health Club services. However, because Medi-Cal billing is limited to specific types of care rendered in a clinical setting, community-based prevention work remains largely unreimbursed. Additionally, Medi-Cal reimbursement rates do not fully cover the costs associated with providing comprehensive, multidisciplinary obesity prevention and treatment. To address these sustainability challenges for both the clinical and outreach/prevention services, Dr. Riba and her staff formed the Serving Kids Hope 501(c)3 corporation.

Serving Kids Hope and Dr. Riba's Health Club have a unique approach to obesity prevention that acknowledges the interplay and impact on health of a range of factors such as food insecurity, adverse childhood experiences, anxiety and depression, neighborhood safety, inactivity and more. This philosophy is woven into all their outreach, education, and treatment. They are focused on delivering services in a whole child, whole family way. In 2021, they provided 4,755 group and individual treatment visits and 6,024 student outreach connections through their virtual school-based prevention program.

Dr. Riba's goals for 2022 and beyond include continuing to build out her behavioral health team to work with current patients, expanding virtual treatment modalities, and growing her videos that can be used in the classroom and other public awareness opportunities. Dr. Riba will share how the support of First 5 OC has launched this work and her vision for growing its impact.

STRATEGIC PLAN & FISCAL SUMMARY:

The recommended action presented in this staff report has been reviewed in relation to the Strategic Plan and is consistent with applicable goals and outcomes. There is no funding associated with this action.

PRIOR COMMISSION ACTIONS:

- March 2016 – Received Business and Agency sustainability plan
- February 2014 – Operational Funding Approval
- February 2013 – Operational Funding Approval
- March 2012 – Operation Funding Approval
- June 2011 – Operational Funding Approval

RECOMMENDED ACTION:

Receive presentation on the growth of Serving Kids Hope and Dr. Patricia Riba's Health Club

ATTACHMENT:

None

CONTACT:

Kim Goll



Serving Kids Hope



Serving Kids Hope Founder
Patricia A. Ronald, MD
Board Certified Pediatrician, Author
CEO/CMO: Dr. Patricia's Health

Preventing 10 leading causes of death,
Breaking down inequities in health access,
Improving patient engagement and support
Using 20 years of experience, statistically significant outcomes,
Community support, and a flock of birds who promote healthy habits:

“Inspiring a Healthier Generation of Children”

Serving Kids Hope: "TIMELINE" a journey of finding and filling gaps in resources in Orange County families



200

Dr. Ziba's Health Club pilot began, Funded by first 5 OC at Huntington Beach Community Clinic to fill a gap in resources for children with obesity.

2008-09

HOPE Clinic at NMUSD and then at Santa Ana YMCA
With support from First 5 OC in 2008 expanded county wide obesity treatment and prevention program
2010: CalOptima piloted



2015



SKH Founded to expand reach to other age groups over five their whole family, and prepare for sunsetting of funds.

2019-

AC20 validation of our approach and bolstering efforts for trauma and obesity

In the 2019-20 school year, SKH enabled 13,000 encounters through 5 clinics and 50 schools with statistically significant outcomes through individual/group care and community education.



2020-21



- Pandemic pivot to virtual treatment models
- Telemedicine
- Being Healthy from A-Z
- PSAs on PBS SoCal
- Behavioral Health Integration to treat ACES and meet the gap in mental health needs
- Began working with trauma network in Orange County

The Problem:

Trauma and Obesity prevalent and rising post pandemic

Obesity

Up to **18 year**
life expectancy
reduction

Trauma

Up to **20 year**
life expectancy
reduction

Both higher in children:

- Of race
- Living in poverty
- With special needs



Heart Disease

Depression

Suicide

Diabetes

Anxiety

Poor School
Performance

Cancer


Substance
Abuse

Lung Disease

Healthy
Lifestyle

Solution: Do No Harm

Focus on health and not weight, prevent eating disorders, use ACEs Buffers, integrate behavioral health and delivery care via technology





One on One Care

- Multidisciplinary team helps families overcome barriers to being healthy.
- 9 visits covered by CHA, CCN, FC, PPO

Group Care

- Family-based care (exercise and nutrition on each stand alone class)
- 12 visits (Covered by all CalOptima except for CalOptima Kaiser)

Empowering families to develop healthy habits for a lifetime:



Boots on the ground conversion to technology to serve our community:

- Effective Health Promotion
- Target Audience Initially 2-5 year olds in Orange County
- Equitable accessible support:



Prevention Efforts

Dr. Patricia's Health+Club

Being Healthy from A to Z

Developed by:

Dr. Patricia and her team: Community Pediatrician, Registered Dietician, Social Worker, as well as Fitness, Broadcasting, Puppet, and Public Health Experts

Purpose:

To help children heal emotionally, physically, socially, and academically post pandemic



Setting:

The island of KookaMakaLuka where a flock of birds reside and promote healthy habits



AGUA

Promotes drinking water.



**Dr . Patricia
and diego**



BROC

Veggies give him superpowers!



ORGANIC
OR BUST!

O: Defender of nature: Organic and outside



Spoon

Chef Spoon searches for
great recipes to prepare



Pathy

Supports Emotions and kindness

KookaMakaLuka,
a Healthy Habit- At inhabited by..

The Fit Kid Squad

- Promote literacy, play, outdoor activities, nature
- Teach health, nutrition, safety, sleep, science (STEM)
- Nurture social and emotional development
- Promotes standing up for others and ourselves while fostering support systems (within families as well as with trusted adults)

Using California State Standards for Kindergarten (Inclusive of special needs and English learners)



BERRY

fruity fun



WARNER

Safety patrol



SMED

Medical expert in training



Sport

Exercise enthusiast



Z

Sleep, zen, yoga and peace



Boogie

Loves to Dance



**Dr. Patricia's
Health + Club**

Being Healthy from A to Z



School support

(2020-2022) reached = 13,134





Digital Support

www.DrPHC.org

Healthy tips, A-Z recipes, A-Z activities for children, and more!



PSAs on PBS SoCal

Have reached 750,000

Letter A

Letter B

Letter C





KookaMakaLuka:

Short Form Production - vignettes below



KookaMakaLuka: Healthy Habits

KookaMakaLuka: the place
KookaMakaLuka: healthy foods
KookaMakaLuka: exercise

KookaMakaLuka: Feelings
KookaMakaLuka: creativity
KookaMakaLuka: safety



KookaMakaLuka:

Long Form Production



“A- Ok”

VIP Screening October 6, 2022



Opening Scene



Boogies Dance Segment



Cooking Scene



Closing Scene



“B- Well”



Opening Scene



Cooking Scene



Closing Scene

Thank you for your incredible support



BEIM FOUNDATION



Orange County
Community
Foundation



THE KEITH & JUDY
SWAYNE
FAMILY
FOUNDATION

GEORGE HOAG
FAMILY FOUNDATION



D|F|F

DRAPER FAMILY FOUNDATION

PETER & GINNY
UEBERROTH
FAMILY FOUNDATION



Crevier Family
Foundation



DON and LORRAINE FREEBERG FOUNDATION

THE WILLIAM, JEFF & JENNIFER GROSS
FAMILY FOUNDATION



Newport Mesa
Unified School
District



El Sol Academy



Santa Ana Unified
School District



Orange Unified
School District



Join Serving Kids Hope in inspiring a healthier generation of children!



● The Problem

- Obesity, trauma, (mental illness): rising and potentially catastrophic
- Fee for Service models are applied to prevention programs and are not sustainable
- Outdated models for care through 4 walls of a doctors office are not equitable, effective or sustainable
- Innovative health promotion programs are profit motivated and not necessarily evidence based



● The Solution

- Our holistic approach - is based on **90+% success rate** on patient care for obesity and is consistent with recommendations trauma studies
- Technology makes content **accessible, equitable, scalable**, and more **effective**
- Starting **upstream in a child's life and a pregnant mother's**; ultimately creating content from cradle to grave
- **Value-based reimbursement** upstream in children's lives would make efforts **effective and sustainable**



◆ The Path Forward

- **Help us strengthen our infrastructure particularly for fund development, mental health, and production**
- **Helps us create evergreen content.**
 - **Virtual school content:** for teachers and parents to use on demand (26 episodes)
 - On going **public service announcements (PSAs)**
 - **Web based support** for schools, teachers, families ([www. DrPHC.org](http://www.DrPHC.org))
 - **Virtual treatment charts and Podcasts** to support parents and providers

Keys to Success

- **Instilling healthy habits...**

- Helps those with trauma and obesity improve quality of life and academics
- Early intervention (upstream) prevention and treatment

- **Technology: small sustainable steps...**

- Ongoing support through: schools, website, community organizations, and broadcasting
- Creating a socially, emotionally, physically healthy culture while also helping restore academic foundation

Need to enhance infrastructure for mental health and health club team, sustainable production and evergreen content to support those in need



DATE: September 26, 2021

TO: First 5 Orange County

FROM: Kimberly Goll, President/CEO

ACTION: Receive Report

**A. Home Visiting Collaborative Update**

First 5 OC provides funding and support for the Home Visiting Collaborative that launched in May of 2021. This countywide planning group has representatives from Health Care Agency (Public Health and Behavioral Health), Social Services Agency, Head Start, MECCA, Priority Center, Children's Bureau, MOMS, and CalOptima. The group's vision is to create an *early childhood system that provides easy and equitable access to culturally-responsive, integrated supports to all Orange County expectant and parenting families (up to age three), prioritizing families that would benefit most from early interventions.*

The major drivers of this collaborative work include: 1) the increase in state and federal funding into the home visiting space and the intent to use this funding the most effect way possible; 2) a desire to increase the access and information families have about home visiting and the ease of enrollment into services; 3) a desire to build knowledge and understanding among providers about the types of home visiting and the identified needs within the county, and 4) the goal to identify solutions that will increase enrollment, and build a more responsive and coordinated system of home visiting.

Over the past year, the group identified three initial work efforts described below. In September, this group met to recap progress to date as well as consider future work efforts of the collaborative.

- *Training and support for the Home Visiting:* An ongoing issue identified by the agencies that deliver services is the high turnover rate among the home visitor workforce. This is often attributed to pay, hours, and burnout. The providers that have been actively engaged in this collaborative effort took the opportunity to elevate areas of interest for home visitor training and support. Approximately 130 home visitors will participate in trainings covering topics identified as important by the home visitors themselves and funded through First 5 OC. We anticipate continuing this collaborative identification of beneficial trainings and ensuring the needs of our home visiting workforce are met and the individuals feel supported.
- *Understanding the Landscape of Home Visiting Services:* The landscape analysis revealed that of the approximately 35,000 births in Orange County annually, about 14,000 are births into families with high to moderate needs, which evidence indicates would benefit from an evidence based home visitation program. Our Orange County home visiting systems capacity is at 4,320 families – a shortfall of about 70%.

- *Referral pathway:* This work effort is intended to streamline access, support the best fit for families, and increase utilization of services. The group identified existing referral pathways, both informal and formal, and solicited input from the participating agencies on principles and implications for systems planning. For example, balancing issues of funded models against family needs and cultural competency of providers. The discussion around these issues will continue until we have consensus among the group. A referral pathway built on group consensus and best practices from other counties is anticipated for January.

The group is also defining priorities for the coming year. Elements rising to the top include developing service level agreements among home visiting funders and providers, and between providers. These agreements would identify and provide guidance about co-managing cases, referral timelines and wait list provisions, family choice, and communication standards and feedback mechanisms. Another element being discussed relates to increasing awareness about home visitation services and reducing stigma. Participants have ideas about increasing prenatal outreach, more coordinated outreach, and using social media. Finally, the group is exploring the idea of a coordinated entry system for home visiting which would allow for the management of home visiting resources and increase efficacy of connecting families with available resources and providers.

Over the last year we have seen momentum build for this work effort and an increase in opportunities to share learnings and resources between providers.

B. Planning for Doula Benefit Rollout

The Department of Health Care Services (DHCS) is adding doula services to the list of preventive services covered under the Medi-Cal program starting January 1, 2023. Doula services provide personal support to the birthing families throughout the perinatal and postnatal period. Services encompass health education, advocacy, and physical, emotional, and nonmedical support. Services could be provided at the beneficiary's home, as part of an office visit, in a hospital, or in an alternative birth center. First 5 is planning to convene interested community partners to better understand how these services can be utilized. In addition, we are working closely with CalOptima to support the effective implementation of the benefit in early 2023. Our areas of focus are: investing in community readiness; thinking through what resources and infrastructure will be needed; identifying opportunities to promote, and potentially fund, trainings; and working to prioritize training to BIPOC communities. Staff will return in December with a full report on this planning effort and potential areas of investment.

C. Unseen Documentary Showing

Commissioner Yvette Lavery alerted us to a documentary about the exhaustion and isolation suffered by parents and caregivers of children who are disabled or have medically complex conditions. Their mental and physical struggle is a public health crisis that costs us all. The "Unseen" documentary gives an unfiltered, honest glimpse into their lives to enable a change for millions of caregivers and their families. First 5 OC has been in discussion with the Orange County Child Care Local Planning Council's Inclusion Committee and will be partnering to host an event in November. We will also be reaching out to other partners in the community to help support and promote the documentary. We will provide specifics for the screening through our Weekly Updates.

D. Healthy Steps: Orange and Riverside Learning Community

In September, Orange and Riverside First 5s launched cross-county work focused on clinics that are implementing Healthy Steps. Over the next year, the seven participating clinics will expand their learning and collaboration in the following areas:

- Understanding recent state and federal policy changes and how they can support a sustainable Healthy Steps program
- Leveraging and operationalizing these changes in the clinic setting
- Sharing of best practices

Health Management Associates will guide monthly meetings and provide robust learning content to facilitate shared learning. This opportunity will provide key insights for Orange County as Riverside County has supported Healthy Steps implementation in their children's hospital.

E. National Center on Substance Abuse and Child Welfare (NCSACW) Policy Academy

First 5 OC supported the writing and management of an application to participate in the 2023 NCSACW Policy Academy. We were recently notified that the County was selected to participate. The Policy Academy will provide intensive technical assistance for developing an action plan to make policy and practice changes to improve outcomes for Orange County infants with prenatal substance exposure and their families. Orange County will use the implementation of Plans of Safe Care (POSC) as the vehicle to drive practice and policy changes. A workgroup on the topic of implementing POSC in Orange County has been meeting for over a year and many of the required partners of the core team for the Academy were already committed to making important systems changes to better meet the needs of families affected by substance use. Core team members for Orange County include: the Orange County Health Care Agency, Orange County Social Services Agency, Orange County Dependency Court, CalOptima, Families Together of Orange County, St. Joseph's Hospital, a Parent Mentor with lived experience, and First 5 Orange County. Many other community partners are committed to the Academy, including CHOC, MOMS OC and MAT Connect. Pre Academy activities begin in November and staff will continue to provide the Board updates throughout the coming months.

F. Financial Report Update

Pursuant to First 5 Orange County's Fiscal Year 2022-2023 Investment Policy Statement, the Orange County Treasurer submits Quarterly Investment Reports to the Commission. The Investment Report (Attachment 1) summarizes investment activities for the three-month period of April 1 through June 30, 2022. The primary objective of the Treasurer is to invest the Commission's funds to provide safety of principal and liquidity, while providing a reasonable return on investments. Currently, the Treasurer has invested 100 percent of the Commission's funds in the Orange County Investment Pool (OCIP).

Attachments:

- 1.) Investment Report

First 5 Orange County, Children & Families Commission
Quarterly Investment Report
April 1, 2022 through June 30, 2022

OVERVIEW

Pursuant to the First 5 Orange County, Children & Families Commission (Commission) fiscal year 2021/2022 Investment Policy Statement (IPS), the Treasurer submits this Quarterly Investment Report to the Commission. This Investment Report summarizes investment activities for the Commission for the three-month period from April 1 through June 30, 2022.

COMMISSION INVESTMENTS

The primary objective of the Treasurer is to invest the Commission's funds to provide safety of principal and liquidity, while providing a reasonable return on investments. Currently, the Treasurer has invested 100% of the Commission's funds in the Orange County Investment Pool (OCIP). As of June 30, 2022, these totaled \$66,349,555.59. All funds are managed by the Office of the Orange County Treasurer. We have attached a summary of key OCIP investment information (Attachment A).

ORANGE COUNTY INVESTMENT POOL

The primary goal of the OCIP is to invest public funds in a manner which will provide the maximum security of principal invested with secondary emphasis on providing adequate liquidity to Pool Participants and lastly to achieve a market rate of return.

PORTFOLIO PERFORMANCE SUMMARY – QUARTERLY

The following table presents an overview of the Commission's investments for the months of April, May and June 2022. The net year-to-date yield for fiscal year 2021/2022 is 0.480%, net of the estimated investment administrative fee of 5.5 basis points. The forecast for the OCIP gross and net yields for fiscal year 2022/2023 is 1.86% and 1.80% respectively. The OCIP has a Net Asset Value of 0.98 and there is sufficient liquidity to meet the forecasted expenditures for the next six months.

Month Ended	Commission's Month End Balance	Commission's Monthly Gross Yield	OCIP Market Value	OCIP Book Value	Weighted Average Maturity	Net Asset Value	Modified Duration
April	\$64,324,261.05	0.547%	\$6,381,562,118	\$6,467,734,310	313 days	0.99	0.83
May	\$64,519,260.90	0.638%	\$5,919,294,945	\$5,993,184,285	306 days	0.99	0.85
June	\$66,349,555.59	0.762%	\$5,790,272,296	\$5,881,937,318	282 days	0.98	0.78

During the second quarter, short-term rates have risen slightly causing the OCIP market value to drop below book value (see the narrative on U.S. Treasury rates below). The OCIP maintains sufficient liquidity to meet projected cash flow needs. The OCIP market value is sensitive to changes of interest rates as it invests 100% in fixed income investments. With a month end balance of \$66.3 million and duration of 0.78, every 1% increase in short term interest rates would have an additional estimated \$517,527 decrease in the value below book value for the Commission's investments.

ECONOMIC UPDATE

The U.S. economy continued slowing in the second quarter as quarterly growth fell to -0.9% following the first quarters -1.6% decline. While job gains were strong during the quarter at 1.2 million, they slowed from the first quarter's 1.7 million. Headline inflation rose 9.1% year/year as higher commodity prices drove the rate above the prior quarter's 8.5%. Federal Open Market Committee (FOMC) raised the Fed Funds Rate (Rate) to a range of 1.50%-1.75% on June 15th and to a range of 2.25%-2.50% on July 24th, which was up 2.0% from 0.25-0.50% at the end of the first quarter.

Some U.S. economic releases in June 2022:

- Consumer Prices increased at a 9.1% (survey: 8.8%) annual rate in June, up from the prior month's 8.5%, as Energy and Food drove 60% of the increase.
- The unemployment rate remained unchanged at 3.6% (survey: 3.6%) in June.
- The Empire State Manufacturing Index rose to -1.2 (survey: +2.0), from -11.8 while the Philadelphia Fed Index fell to -3.3 (survey: +5.0) from +27.4. in the first quarter. The Federal Reserve uses these indexes as regional economic gauges with a positive reading signaling economic expansion.

The Treasury yield curve increased and flattened as short-term interest rate rose more than longer-term interest rates during the second quarter. The 90-day Treasury Bill yield increased to 1.67% from 0.52%. The 2-year Treasury Note increased to 2.96% from 2.28% while the 10-year Treasury Bond rate increased to 3.02% from 2.32%.

COMPLIANCE MONITORING

As of June 30, 2022, 100% of the holdings of the Commission are in compliance with the Commission's IPS. The Commission's investments had no compliance exceptions for the quarter ended June 30, 2022.

The OCIP investments are audited regularly by the County Auditor-Controller, Internal Division (ACID). The ACID issued two reports (Attachments D and E) during the quarter ended June 30, 2022, as follows:

Review of the Schedule of Assets Held by the County Treasury as of December 31, 2021.

On April 6, 2022 the Auditor-Controller issued their review stating that they were not aware of any material modifications, except that Management has elected to omit disclosures, which is consistent with prior Review reports.

Compliance Monitoring of the Treasurer's Investment Portfolio for the Quarter Ended March 31, 2022.

In the report issued on June 21, 2022, the Auditor-Controller stated no compliance exceptions were identified.

We have attached the Investment Policy (IPS) and Treasury Oversight Committee Compliance Summary as reported in the Treasurer's Monthly Report for the months of April, May and June 2022 (Attachment B). This summary tracks compliance in a variety of areas.

PORTFOLIO HOLDINGS OF DEBT ISSUED BY POOL PARTICIPANTS

Under guidelines outlined in the County's current IPS, the County Treasurer may invest in A or above rated securities issued by municipalities. Municipal debt issued by the County of Orange is exempt from this credit rating requirement. OCIP may invest no more than 5% of pool assets in any one issuer, with the exception of the County of Orange which has a 10% limit. As of June 30, 2022, OCIP has a total market value of \$239 million in County of Orange debt, which represents approximately 4.13% of total OCIP assets.

STATEMENT OF ACTIVITY

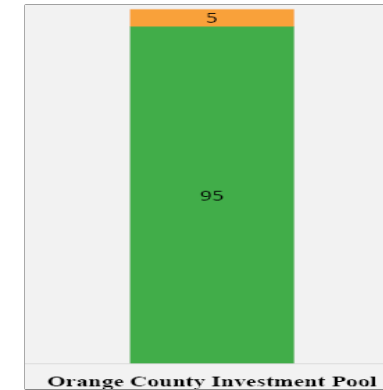
We have attached the Statement of Activity for the months of April, May and June 2022. (Attachment C). These Statements report the beginning and ending balances of the Commission's funds invested in the OCIP.

Attachments:

- A. Orange County Investment Pool Summary.
- B. Investment Policy and Treasury Oversight Committee Compliance Summary for April, May and June 2022.
- C. Statement of Activity for the months of April, May and June 2022.
- D. Review of the Schedule of Assets Held by the County Treasury as of December 31, 2021
- E. Compliance Monitoring of the Treasurer's Investment Portfolio for the Quarter Ended March 31, 2022.

ORANGE COUNTY TREASURER-TAX COLLECTOR
ORANGE COUNTY INVESTMENT POOL
INVESTMENT POOL SUMMARY
AT June 30, 2022

OCIP PORTFOLIO COMPOSITION				
Security Type	Market Value ¹	% of Market Value	Book Value ¹	Unrealized Gain (Loss)
U.S. TREASURIES	\$ 2,935,784,690	50.70%	\$ 2,996,191,861	\$ (60,407,171)
U.S. GOVERNMENT AGENCIES	1,815,728,688	31.36%	1,845,076,498	(29,347,810)
MONEY MARKET MUTUAL FUNDS	765,221,769	13.22%	765,221,769	-
MUNICIPAL DEBT	239,140,080	4.13%	241,050,121	(1,910,041)
LOCAL AGENCY INVESTMENT FUND	34,397,069	0.59%	34,397,069	-
TOTAL	\$ 5,790,272,296	100.00%	\$ 5,881,937,318	\$ (91,665,022)



■ US GOV Includes Agency Debt, Treasury Debt and US Gov. MMMF's
 ■ NR Includes LAIF and Orange County Pension Obligation Bonds

SUMMARY OF INVESTMENT DATA
INVESTMENT TRENDS
OCIP

	JUNE 2022	MAY 2022	INCREASE (DECREASE)	NET CHANGE %	JUNE 2021	INCREASE (DECREASE)	NET CHANGE %
Orange County Investment Pool (OCIP)							
End Of Month Market Value ¹	\$ 5,790,272,296	\$ 5,919,294,945	\$ (129,022,649)	-2.18%	\$5,395,664,847	\$ 394,607,449	7.31%
End Of Month Book Value ¹	\$ 5,881,937,318	\$ 5,993,184,285	\$ (111,246,967)	-1.86%	\$5,384,072,643	\$ 497,864,675	9.25%
Monthly Average Balance	\$ 6,035,299,764	\$ 6,299,219,799	\$ (263,920,035)	-4.19%	\$5,535,624,812	\$ 499,674,952	9.03%
Year-To-Date Average Balance	\$ 5,868,491,101	\$ 5,853,326,677	\$ 15,164,424	0.26%	\$5,336,992,533	\$ 531,498,568	9.96%
Monthly Accrued Earnings ²	\$ 3,858,192	\$ 3,468,237	\$ 389,955	11.24%	\$2,798,503	\$ 1,059,689	37.87%
Monthly Net Yield ²	0.742%	0.618%	0.124%	20.06%	0.588%	0.154%	26.19%
Year-To-Date Net Yield ⁴	0.480%	0.456%	0.024%	5.26%	0.752%	-0.272%	-36.17%
Annual Estimated Gross Yield ⁴	0.540%	0.540%	0.000%	0.00%	0.802%	-0.262%	-32.67%
Weighted Average Maturity (WAM) ⁵	282	306	(24)	-7.84%	400	(118)	-29.50%

¹ Market values provided by Bloomberg and Northern Trust. Market values for OCIP and OCEIP are lower than book values. Short-term rates have risen sharply causing the market values on these pools to be slightly below book values. The OCIP and OCEIP have sufficient liquidity to meet projected cash flow needs.

² The OCIP and OCEIP Monthly Accrued Earnings and Monthly Net Yields are higher than the prior month and year due to purchases at higher interest rates.

³ The OCEIP End of Month Market Value, End of Month Book Value, and Monthly Average Balance are higher than the prior year primarily due to ARPA Funds from the Federal Government.

⁴ The OCIP and OCEIP Year-To-Date Net Yield and Annual Estimated Gross Yield are lower than the prior year because the 1.50% of the FOMC short-term rate increases have not yet offset the five short-term rate cuts totaling 2.25% since June 2019. The OCIP and OCEIP Annual Estimated Gross Yields for June 2021 are reported at the actual annual adjusted gross yields for FY 20-21.

⁵ The OCIP and OCEIP WAM decreased from the prior year due to shorter term purchases as the FOMC is expected to significantly increase short-term rates for the next several months.

**ORANGE COUNTY TREASURER-TAX COLLECTOR
INVESTMENT POLICY (IPS) AND TREASURY OVERSIGHT COMMITTEE (TOC) COMPLIANCE SUMMARY
April 30, 2022**

ATTACHMENT B

COMPLIANCE CATEGORY	RESPONSIBLE PARTY	REGULATORY/POLICY GUIDELINES	CURRENT STATUS
Annual Compliance Audit	TOC	Performance Evaluation-Cal Govt. Code 27134	June 30, 2021 in progress.
Quarterly Compliance Monitoring	TOC	TOC Directive	March 31, 2022 in progress.
Annual Schedule of Assets Audit	AC	Performance Evaluation-Cal Govt. Code 26920(b)	June 30, 2021 in progress.
Quarterly Schedule of Assets Review	AC	Performance Evaluation-Cal Govt. Code 26920(a)	December 31, 2021 completed. March 31, 2022 in progress.
Investment Administrative Fee	TTC	Compensation Agreement-Cal Govt. Code 27013 and IPS Section XVI.	FY 17/18, FY 18/19, FY 19/20 are complete and refunds totaling approximately \$1.5 million will be posted to accounts by June 30, 2022. FY 20/21 in progress.
Annual Broker/Dealer Review	TTC	Authorized Financial Dealers and Qualified Institutions	Calendar year 2021 in progress.
Annual Broker/Dealer IPS Certification	TTC	Authorized Financial Dealers and Qualified Institutions	2022 IPS certification requests in progress.
IPS Compliance Deficiencies	TTC	Investment/Diversification/Maturity Restrictions	As of April 30, 2022 all three compliance exceptions have been self identified for FY 21/22, one in July 2021 and two in October 2021.
TOC Bylaw Changes	BOS	TOC Review and BOS Annual Approval	The TOC reviewed proposed Bylaws changes at the October 28, 2021 meeting and approved the Bylaw changes. BOS approved on December 14, 2021.
Annual IPS Approval	BOS	TOC Review and BOS Annual Approval	The TOC reviewed proposed IPS changes at the October 28, 2021 meeting and provided input on the proposed IPS changes. BOS approved on December 14, 2021.
TOC Annual Report	BOS	TOC Bylaws Rule 30 - Oral and Written Report	The TOC 2021 Annual Report was approved at the BOS meeting on March 8, 2022.
Broker/Financial Institution List	TTC	OC Gift Ban Ordinance and Form 700	The TOC members were provided a list of active TTC Broker/Dealers and Financial Institutions at the TOC meeting on October 28, 2021.
Certificates of Compliance	TTC	TOC Bylaws Rule 34 - Annual	Review for calendar year 2022 in progress.
Ethics Training	TTC	TOC Bylaws Rule 34 - Every Two Years	2022 training for TOC members in progress.
Conflict of Interest Form 700 Filing	TTC	TOC Bylaws Rule 34 / IPS - Every Year	Three designated employees filed late, but are now in compliance for FY 21/22. One designated former employee has not filed after leaving office in FY 21/22.

LEGEND	
Auditor-Controller	AC
Board of Supervisors	BOS
Treasury Oversight Committee	TOC
Office of Treasurer-Tax Collector	TTC

**ORANGE COUNTY TREASURER-TAX COLLECTOR
INVESTMENT POLICY (IPS) AND TREASURY OVERSIGHT COMMITTEE (TOC) COMPLIANCE SUMMARY
May 31, 2022**

ATTACHMENT B

COMPLIANCE CATEGORY	RESPONSIBLE PARTY	REGULATORY/POLICY GUIDELINES	CURRENT STATUS
Annual Compliance Audit	TOC	Performance Evaluation-Cal Govt. Code 27134	June 30, 2021 in progress.
Quarterly Compliance Monitoring	TOC	TOC Directive	March 31, 2022 in progress.
Annual Schedule of Assets Audit	AC	Performance Evaluation-Cal Govt. Code 26920(b)	June 30, 2021 in progress.
Quarterly Schedule of Assets Review	AC	Performance Evaluation-Cal Govt. Code 26920(a)	March 31, 2022 in progress.
Investment Administrative Fee	TTC	Compensation Agreement-Cal Govt. Code 27013 and IPS Section XVI.	FY 17/18, FY 18/19 and FY 19/20 are complete with refunds totaling approximately \$1.5 million. FY 20/21 completed with refund of approximately 0.6 million. All refunds will be posted to accounts by June 30, 2022.
Annual Broker/Dealer Review	TTC	Authorized Financial Dealers and Qualified Institutions	Calendar year 2021 in progress.
Annual Broker/Dealer IPS Certification	TTC	Authorized Financial Dealers and Qualified Institutions	2022 IPS certifications received for all approved brokers.
IPS Compliance Deficiencies	TTC	Investment/Diversification/Maturity Restrictions	As of May 31, 2022 all three compliance exceptions have been self identified for FY 21/22, one in July 2021 and two in October 2021.
TOC Bylaw Changes	BOS	TOC Review and BOS Annual Approval	The TOC reviewed proposed Bylaws changes at the October 28, 2021 meeting and approved the Bylaw changes. BOS approved on December 14, 2021.
Annual IPS Approval	BOS	TOC Review and BOS Annual Approval	The TOC reviewed proposed IPS changes at the October 28, 2021 meeting and provided input on the proposed IPS changes. BOS approved on December 14, 2021.
TOC Annual Report	BOS	TOC Bylaws Rule 30 - Oral and Written Report	The TOC 2021 Annual Report was approved at the BOS meeting on March 8, 2022.
Broker/Financial Institution List	TTC	OC Gift Ban Ordinance and Form 700	The TOC members were provided a list of active TTC Broker/Dealers and Financial Institutions at the TOC meeting on October 28, 2021.
Certificates of Compliance	TTC	TOC Bylaws Rule 34 - Annual	Review for calendar year 2022 in progress.
Ethics Training	TTC	TOC Bylaws Rule 34 - Every Two Years	2022 training for TOC members in progress.
Conflict of Interest Form 700 Filing	TTC	TOC Bylaws Rule 34 / IPS - Every Year	All current TOC members and designated employees are in compliance for calendar year 2021. Two designated former employees have not filed after leaving office in calendar year 2021.

LEGEND	
Auditor-Controller	AC
Board of Supervisors	BOS
Treasury Oversight Committee	TOC
Office of Treasurer-Tax Collector	TTC

ORANGE COUNTY TREASURER-TAX COLLECTOR
INVESTMENT POLICY (IPS) AND TREASURY OVERSIGHT COMMITTEE (TOC) COMPLIANCE SUMMARY
June 30, 2022

ATTACHMENT B

COMPLIANCE CATEGORY	RESPONSIBLE PARTY	REGULATORY/POLICY GUIDELINES	CURRENT STATUS
Annual Compliance Audit	TOC	Performance Evaluation-Cal Govt. Code 27134	June 30, 2021 in progress.
Quarterly Compliance Monitoring	TOC	TOC Directive	March 31, 2022 completed.
Annual Schedule of Assets Audit	AC	Performance Evaluation-Cal Govt. Code 26920(b)	June 30, 2021 in progress.
Quarterly Schedule of Assets Review	AC	Performance Evaluation-Cal Govt. Code 26920(a)	March 31, 2022 in progress.
Investment Administrative Fee	TTC	Compensation Agreement-Cal Govt. Code 27013 and IPS Section XVI.	FY 17/18, FY 18/19, FY 19/20 and FY 20/21 refunds, totaling approximately \$2.1 million, posted to participant accounts in June 2022.
Annual Broker/Dealer Review	TTC	Authorized Financial Dealers and Qualified Institutions	Calendar year 2021 in progress.
Annual Broker/Dealer IPS Certification	TTC	Authorized Financial Dealers and Qualified Institutions	2022 IPS certifications received for all approved brokers.
IPS Compliance Deficiencies	TTC	Investment/Diversification/Maturity Restrictions	As of May 31, 2022 all three compliance exceptions have been self identified for FY 21/22, one in July 2021 and two in October 2021.
TOC Bylaw Changes	BOS	TOC Review and BOS Annual Approval	The TOC reviewed proposed Bylaws changes at the October 28, 2021 meeting and approved the Bylaw changes. BOS approved on December 14, 2021.
Annual IPS Approval	BOS	TOC Review and BOS Annual Approval	The TOC reviewed proposed IPS changes at the October 28, 2021 meeting and provided input on the proposed IPS changes. BOS approved on December 14, 2021.
TOC Annual Report	BOS	TOC Bylaws Rule 30 - Oral and Written Report	The TOC 2021 Annual Report was approved at the BOS meeting on March 8, 2022.
Broker/Financial Institution List	TTC	OC Gift Ban Ordinance and Form 700	The TOC members were provided a list of active TTC Broker/Dealers and Financial Institutions at the TOC meeting on October 28, 2021.
Certificates of Compliance	TTC	TOC Bylaws Rule 34 - Annual	2022 Certificates of Compliance received for all TOC members.
Ethics Training	TTC	TOC Bylaws Rule 34 - Every Two Years	2022 training for TOC members in progress.
Conflict of Interest Form 700 Filing	TTC	TOC Bylaws Rule 34 / IPS - Every Year	All current TOC members and designated employees are in compliance for calendar year 2021. One designated former employee has not filed after leaving office in calendar year 2021.

LEGEND	
Auditor-Controller	AC
Board of Supervisors	BOS
Treasury Oversight Committee	TOC
Office of Treasurer-Tax Collector	TTC



COUNTY OF ORANGE
OFFICE OF THE TREASURER-TAX COLLECTOR
 Shari L. Freidenrich, CPA, CCMT, CPFA, ACPFIM
 P. O. BOX 4515
 SANTA ANA, CA 92702-4515



ocgov.com/ocinvestments

April 30, 2022

FIRST 5 ORANGE COUNTY

Attn: Kimberly Goll, Executive Director
 1505 E. 17th Street, Suite 230
 Santa Ana, CA 92705

Fund Number : 225

APRIL 2022 STATEMENT

INVESTMENT BALANCE IN OCIP

Transactions

<u>Transaction Date</u>	<u>Transaction Description</u>	<u>Amount</u>
04/01/2022	March 2022 Investment Admin Fee	\$ (3,212.48)
04/27/2022	January 2022 Interest Paid	\$ 20,274.88

Summary

Total Deposit:	\$ 523,469.26	Beginning Balance:	\$ 65,196,261.43
Total Withdrawal:	\$ (1,395,469.64)	Ending Balance:	\$ 64,324,261.05

ACCRUED INVESTMENT INCOME

Description

Amount

February 2022 Interest Accrued	\$ 21,943.84
March 2022 Interest Accrued	\$ 25,604.69
Total	<u>\$ 47,548.53</u>

April 2022 Interest to be accrued in May 2022	\$ 29,470.17
---	--------------



COUNTY OF ORANGE
OFFICE OF THE TREASURER-TAX COLLECTOR
 Shari L. Freidenrich, CPA, CCMT, CPFA, ACPFIM
 P. O. BOX 4515
 SANTA ANA, CA 92702-4515



ocgov.com/ocinvestments

May 31, 2022

FIRST 5 ORANGE COUNTY

Attn: Kimberly Goll, Executive Director
 1505 E. 17th Street, Suite 230
 Santa Ana, CA 92705

Fund Number : 225

MAY 2022 STATEMENT

INVESTMENT BALANCE IN OCIP

Transactions

<u>Transaction Date</u>	<u>Transaction Description</u>	<u>Amount</u>
05/02/2022	April 2022 Investment Admin Fee	\$ (3,125.45)
05/26/2022	February 2022 Interest Paid	\$ 21,943.84

Summary

Total Deposit:	\$ 2,439,026.12	Beginning Balance:	\$ 64,324,261.05
Total Withdrawal:	\$ (2,244,026.27)	Ending Balance:	\$ 64,519,260.90

ACCRUED INVESTMENT INCOME

Description

Amount

March 2022 Interest Accrued	\$ 25,604.69
April 2022 Interest Accrued	\$ 29,470.17
Total	<u>\$ 55,074.86</u>

May 2022 Interest to be accrued in June 2022	\$ 35,067.13
--	--------------



COUNTY OF ORANGE
OFFICE OF THE TREASURER-TAX COLLECTOR
 Shari L. Freidenrich, CPA, CCMT, CPFA, ACPFIM
 P. O. BOX 4515
 SANTA ANA, CA 92702-4515



ocgov.com/ocinvestments

June 30, 2022

FIRST 5 ORANGE COUNTY

Attn: Kimberly Goll, Executive Director
 1505 E. 17th Street, Suite 230
 Santa Ana, CA 92705

Fund Number : 225

JUNE 2022 STATEMENT

INVESTMENT BALANCE IN OCIP

Transactions

<u>Transaction Date</u>	<u>Transaction Description</u>	<u>Amount</u>
06/01/2022	May 2022 Investment Admin Fee	\$ (1,099.17)
06/01/2022	FY 2017/2018 Investment Admin Fee Refund	\$ 1,277.93
06/01/2022	FY 2018/2019 Investment Admin Fee Refund	\$ 3,759.83
06/01/2022	FY 2019/2020 Investment Admin Fee Refund	\$ 1,273.69
06/01/2022	FY 2020/2021 Investment Admin Fee Refund	\$ 2,547.10
06/16/2022	FY 2017/2018 Interest on Refund	\$ 75.21
06/16/2022	FY 2018/2019 Interest on Refund	\$ 158.02
06/17/2022	FY 2019/2020 Interest on Refund	\$ 29.33
06/17/2022	FY 2020/2021 Interest on Refund	\$ 24.12
06/27/2022	March 2022 Interest Paid	\$ 25,604.69

Summary

Total Deposit:	\$ 3,494,196.73	Beginning Balance:	\$ 64,519,260.90
Total Withdrawal:	\$ (1,663,902.04)	Ending Balance:	\$ 66,349,555.59

ACCRUED INVESTMENT INCOME

<u>Description</u>	<u>Amount</u>
April 2022 Interest Accrued	\$ 29,470.17
May 2022 Interest Accrued	\$ 35,067.13
Total	<u>\$ 64,537.30</u>
June 2022 Interest to be accrued in July 2022	\$ 40,800.70



Frank Davies, CPA
Orange County Auditor-Controller



Internal Audit

Review of the Schedule of Assets Held by the County Treasury as of December 31, 2021

Audit Manager: Michael Steinhaus, CPA, CIA, CISA
Auditor II: John Lim, CIA

Audit Number 2107
Report Date: April 6, 2022

Transmittal Letter

Audit No. 2107

April 6, 2022

TO: Members, Board of Supervisors

SUBJECT: Review of the Schedule of Assets Held by the County Treasury as of December 31, 2021

We have completed our Review of the Schedule of Assets Held by the County Treasury as of December 31, 2021. Our final report is attached for your review.

We appreciate the assistance extended to us by the personnel of the Treasurer-Tax Collector during this engagement. If you have any questions please contact me at 714-834-2457 or Michael Steinhaus, Audit Manager, at 714-834-6106.

A handwritten signature in blue ink, appearing to read 'Frank Davies', is centered above the printed name.

Frank Davies, CPA
Auditor-Controller

Other recipients of this report:

Members, Audit Oversight Committee
Frank Kim, County Executive Officer
Shari Freidenrich, Treasurer-Tax Collector
James Kim, Assistant Treasurer-Tax Collector
Christine Herrera, Director of Treasury, Treasurer-Tax Collector
Salvador Lopez, Chief Deputy Auditor-Controller
Michael Steinhaus, Audit Manager
Foreperson, Grand Jury
Robin Stieler, Clerk of the Board of Supervisors
Eide Bailly LLP, County External Auditor

Independent Accountant's Review Report

The Honorable Board of Supervisors
County of Orange, California

We have reviewed the accompanying Schedule of Assets Held by the County Treasury—Modified Cash-Basis (financial schedule) of the County of Orange, California, as of December 31, 2021, pursuant to Government Code Section 26920(a). A review includes primarily applying analytical procedures to management's financial data and making inquiries of department management. A review is substantially less in scope than an audit, the objective of which is the expression of an opinion regarding the financial schedule as a whole. Accordingly, we do not express such an opinion.

Management's Responsibility for the Financial Schedule

Management is responsible for the preparation and fair presentation of this financial schedule in accordance with the modified cash-basis of accounting; this includes determining that the basis of accounting the County Treasury uses for financial reporting is an acceptable basis for the preparation of financial schedules in the circumstances. Management is also responsible for the design, implementation, and maintenance of internal control relevant to the preparation and fair presentation of financial schedules that are free from material misstatement, whether due to fraud or error.

Accountant's Responsibility

Our responsibility is to conduct the review engagement in accordance with Statements on Standards for Accounting and Review Services promulgated by the Accounting and Review Services Committee of the AICPA. Those standards require us to perform procedures to obtain limited assurance as a basis for reporting whether we are aware of any material modifications that should be made to the financial schedule for it to be in accordance with the modified cash-basis of accounting. We believe that the results of our procedures provide a reasonable basis for our conclusion.

Accountant's Conclusion

Based on our review, except for the issue noted in the Known Departure from Modified Cash-Basis of Accounting paragraph, we are not aware of any material modifications that should be made to the accompanying financial schedule in order for it to be in accordance with the modified cash-basis of accounting.

Known Departure from Modified Cash-Basis of Accounting

The financial schedule is prepared in accordance with the modified cash-basis of accounting, which is a basis of accounting other than accounting principles generally accepted in the United States of America. Receipts are recognized when received by the Treasurer; disbursements are recognized when paid by the bank; and the value of investments is stated at fair value. The modified cash-basis of accounting requires that financial statements include adequate disclosures. Management has elected to omit all disclosures ordinarily included in a financial schedule prepared on the modified cash-basis of accounting. If the omitted disclosures were included in the financial statement, they might influence the users' conclusions about the County Treasury's assets.

Other Matter

This report is intended solely for the information and use of the Board of Supervisors and the management of the Orange County Auditor-Controller. However, this report is a matter of public record and its distribution is not limited.

A handwritten signature in blue ink, appearing to read 'Frank Davies', is positioned above the printed name.

Frank Davies, CPA
Auditor-Controller
April 6, 2022

Orange County Treasury
Schedule of Assets Held by the County Treasury
As of December 31, 2021
(Dollar Amounts in Thousands)

	OCIF		
	Pooled	Specific Investments	Total
Cash on Hand and in Banks	\$ 386,635	\$ 36,877	\$ 423,512
Investments at Fair Value	12,632,965	112,733	12,745,698
Total Assets	<u>\$ 13,019,600</u>	<u>\$ 149,610</u>	<u>\$ 13,169,210</u>



Frank Davies, CPA
Orange County Auditor-Controller

Internal Audit



Compliance Monitoring of the
Treasurer's Investment Portfolio for the
Quarter Ended March 31, 2022

Audit Manager: Michael Steinhaus, CPA, CIA, CISA
Auditor II: John C. Lim, CIA

Audit Number 2105
Report Date: June 21, 2022



OFFICE OF THE
ORANGE COUNTY AUDITOR-CONTROLLER

FRANK DAVIES, CPA
AUDITOR-CONTROLLER

Transmittal Letter

Audit No. 2105

June 21, 2022

TO: Members, Treasury Oversight Committee

SUBJECT: Compliance Monitoring of the Treasurer's Investment Portfolio for the Quarter
Ended March 31, 2022

At the request of the Treasury Oversight Committee, we have completed our compliance monitoring of the Treasurer's investment portfolio for the quarter ended March 31, 2022. Our final report is attached for your review.

We appreciate the assistance extended to us by the personnel of the Treasurer-Tax Collector during this engagement. If you have any questions please contact me at 714-834-2457 or Michael Steinhaus, Audit Manager, at 714-834-6106.

Frank Davies, CPA
Auditor-Controller

Other recipients of this report:

Members, Board of Supervisors
Members, Audit Oversight Committee
Frank Kim, County Executive Officer
Shari Freidenrich, Treasurer-Tax Collector
James Kim, Assistant Treasurer-Tax Collector
Brian Winn, Accounting/Compliance Manager
Salvador Lopez, Chief Deputy Auditor-Controller
Michael Steinhaus, Audit Manager
Foreperson, Grand Jury
Robin Stieler, Clerk of the Board of Supervisors
Eide Bailly LLP, County External Auditors



Internal Auditor's Report

Alisa Backstrom, CCMT, CPFIM, Chair
Treasury Oversight Committee

We have completed our compliance monitoring of the Treasurer's investment portfolio for the quarter ended March 31, 2022. The purpose of our engagement was to determine whether the pooled and non-pooled funds complied with the Treasurer's Investment Policy Statement (IPS) and compliance exceptions were reported in the Treasurer's Monthly Investment Report. The funds covered by this engagement include those of the Orange County Investment Pool (OCIP), Orange County Educational Investment Pool (OCEIP), and John Wayne Airport (JWA) Investment Fund. The Treasurer invests pooled funds from the OCIP and OCEIP into three funds: the Orange County Money Market Fund and the Orange County Educational Money Market Fund (collectively referred to as Money Market Funds), and the Extended Fund.

We performed our compliance monitoring of the Treasury's investment portfolio at the request of the Treasury Oversight Committee. It is designed to provide limited assurance to the Treasury Oversight Committee and the Office of the Treasurer-Tax Collector that the Treasurer's investment portfolio complies with the IPS and the Treasurer reports all compliance exceptions.

Our procedures included judgmentally selecting 15 business days for testing and importing the selected electronic downloads from the Treasurer's Quantum system into TeamMate Analytics, an Excel-based data analytics software, to perform calculations and determine whether investment purchases complied with the IPS.

Based on the procedures performed, no compliance exceptions were identified.

The following lists the procedures performed and the results achieved:

1. Authorized Investments (IPS Sections VI, VII, IX, and XI): We judgmentally selected 15 investments purchased during the quarter (one investment for each of the 15 business days selected for testing). We confirmed that the investments conformed to the investment requirements at the time of purchase and were purchased from issuers or brokers on the Treasurer's authorized lists per the IPS.

Results: We found no exceptions.

2. Diversification Limits (IPS Section VIII.1): We confirmed that the investments did not exceed the diversification limits for investment types per the IPS.

Results: We found no exceptions.

3. Maximum Maturity Limits (IPS Section VIII.2): We confirmed that the maximum maturity of any investment purchased did not exceed five years per the IPS.

Results: We found no exceptions.

4. Investment Type Maximum Maturity Limits (IPS Section VIII.1): We confirmed that the maximum maturity of investment types purchased that have lower limits than those covered by IPS Section VIII.2 did not exceed 180 days for repurchase agreements and bankers' acceptances, 270 days for commercial paper, 18 months for negotiable certificates of deposit, two years for medium-term notes, and three years for municipal debt in accordance with the IPS.



Internal Auditor's Report

Results: We found no exceptions.

5. Issuer Concentration Limits (IPS Section VIII.1): We confirmed that the investments did not exceed the issuer concentration limits per the IPS.

Results: We found no exceptions.

6. Financial Reporting (IPS Section XXI): We confirmed that any compliance exceptions identified during our testing were reported in the Treasurer's Monthly Investment Report per the IPS.

Results: We found no exceptions.

This report is intended solely for the information and use of the Treasury Oversight Committee and the Office of the Treasurer-Tax Collector; however, this report is a matter of public record and its distribution is not limited.

A handwritten signature in blue ink, appearing to read "Frank Davies", is positioned above the printed name.


Frank Davies, CPA
Auditor-Controller
June 21, 2022



Agenda Item 10
October 5, 2022

DATE: September 22, 2022

TO: First 5 Orange County

FROM: Kimberly Goll, President/CEO 

ACTION: Closed Session will be held pursuant to Government Code Section 54957(b) to evaluate the performance of the President/CEO, Kimberly Goll, and pursuant to Government Code Section 54957.6, to meet with the designated representative, Chairman Ramin Baschshi, regarding the compensation of the President/CEO

A Closed Session will be held as follows:

1. Pursuant to Government Code Section 54957(b) to evaluate the performance of the President/CEO, Kimberly Goll.
2. Pursuant to Government Code Section 54957.6 to meet with the designated representative, Chairman Ramin Baschshi, regarding the compensation of the President/CEO,

Contact: Commission Counsel