



SUMMARY ACTION MINUTES

REGULAR MEETING COMMISSION ON THE STATUS OF WOMEN AND GIRLS

Thursday, December 5, 2024, 11:00 A.M.

County Administration North
First Floor, Multi-Purpose Room
400 West Civic Center Drive, Santa Ana, CA 92701

Katelyn Brazer Aceves, Chair
2nd District Representative

Christine Marick, Vice Chair
4th District Representative

Jennifer Beall
3rd District Representative

Laura Ramos
At Large Representative

Maribel Sevilla
1st District Representative

Joanne Weiss
5th District Representative

Crystal Miles
At Large Representative

County Executive Office Liaison
Liz Guillen-Merchant

Clerk of the Commission
Valerie Sanchez

Health Care Agency Liaison
Brandy Miller

Social Services Agency Liaison
Dr. Sara Marchese

OC Community Resources Liaison
Mary Beth Anderson

ATTENDANCE: Commissioners Marick, Miles, Ramos and Sevilla

ABSENT: Commissioners Beall, Brazer Acevez and Weiss

CALL TO ORDER

The vice chair called the meeting to order at 11:00 a.m.

PLEDGE OF ALLEGIANCE

Commissioner Miles led the pledge of allegiance.

ROLL CALL

The clerk called the roll and confirmed quorum.

SUMMARY ACTION MINUTES

PUBLIC COMMENTS

Al Jabbar, Chief-of-Staff for Supervisor Doug Chaffee, clarified potential miscommunication regarding bylaws delay; the intent was not a delay due to content of the bylaws but to work out procedural issues on bylaw standards; he said Supervisor Chaffee values the independence and the work of the Commission and also wanted to clarify that the Supervisor does not want to be involved in the decision making process of the Commission or in any of the ideas that come out of the Commission.

ACTION ITEMS

1. Approve minutes of the November 6, 2024 regular meeting of the Commission
On the motion of Commissioner Miles, seconded by Commissioner Ramos, the Commission voted to continue approval of the minutes to the next meeting to revise the minutes to include additional summary information related to discussion of bylaws amendments.
2. Discuss establishment of core principles and values and the development of a Mission Statement and Vision Statement for the Commission
The Commission discussed core principles and values to be included and propose the following mission statement, vision statement and mandates be incorporated into the bylaws amendments and to bring the bylaws amendments back at the Commission's January meeting for approval and subsequent submission to the Board of Supervisors for final approval and adoption.

MISSION STATEMENT

Orange County Commission on the Status of Women and Girls acts in an advisory capacity to the Board of Supervisors to foster the advancement and improve the lives of women and girls in Orange County

VISION STATEMENT

The Orange County Commission on the Status of Women and Girls will advocate for the lives and wellbeing of women and girls through building strong collaboration, sharing and utilizing available resources, as well as educating and empowering the community on key issues affecting the wellbeing of women and girls in Orange County.

MANDATES

Prepare reports and recommendations to the Board of Supervisors on critical areas affecting women and girls, especially those with the greatest needs, including but not limited to areas such as:

- Discrimination
- Affordable Housing
- Child and Dependent Care

SUMMARY ACTION MINUTES

- Mental Health
- Healthcare
- Violence and Domestic Abuse
- Financial Security
- Education
- Leadership and Representation

3. Discuss data analytics and the annual report to the Board of Supervisors

Data Analytics Senior Manager Chrislyn Nefas-Ferencz presented “Women of Orange County 2024” PowerPoint including demographic data that can be used to inform the Commission’s annual report and with the critical areas identified during discussion of agenda item 2, can begin to focus on data specifically related to those areas

4. Establish and adopt a 2025 meeting schedule calendar

Continued to special meeting to be scheduled in January

COMMISSIONER COMMENTS & ROUNDTABLE

ADJOURNMENT: 12:45 p.m.

NEXT REGULAR MEETING: TBD

DocuSigned by:

Valerie Sanchez

481A95B3AD344FA...
Valerie Sanchez, Clerk of the Commission

DocuSigned by:

KATELYN BRAZER ACEVES

D19E13DFC85B4C5...
Katelyn Brazer Aceves, Chair

Women of Orange County

2024

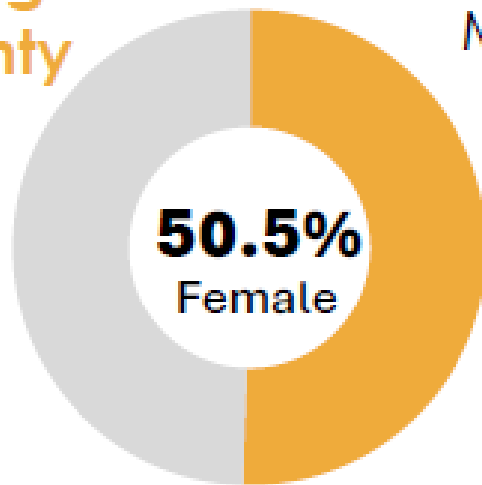


CEO Data Analytics
Chrislyn Nefas, MA

Demographics

OC women are closely representative of the overall population of women in CA.

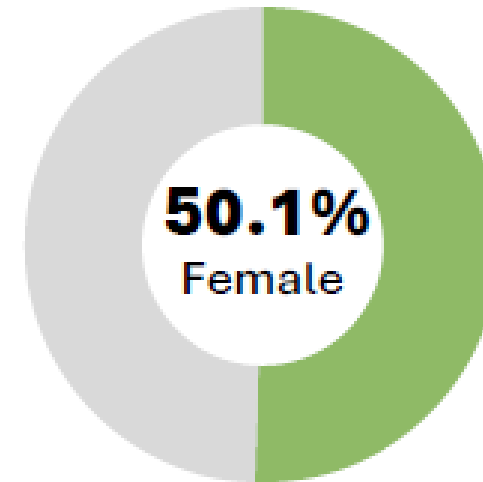
Orange County



Median Age



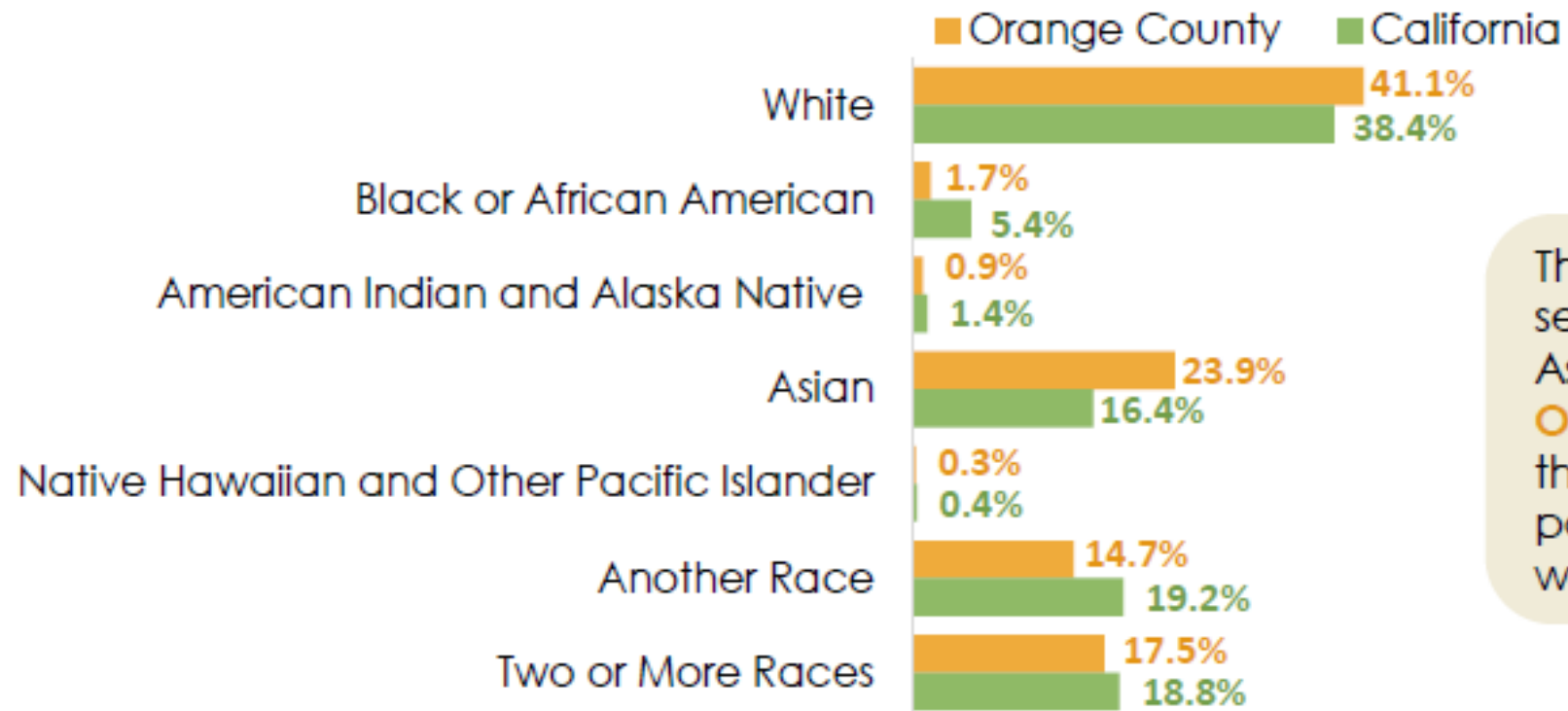
California



Median Age



Race



The percent of self-identified Asian women in **OC** are higher than the population of women in **CA**.

Ethnicity

There are less women who identify as Hispanic or Latino in OC compared to CA.



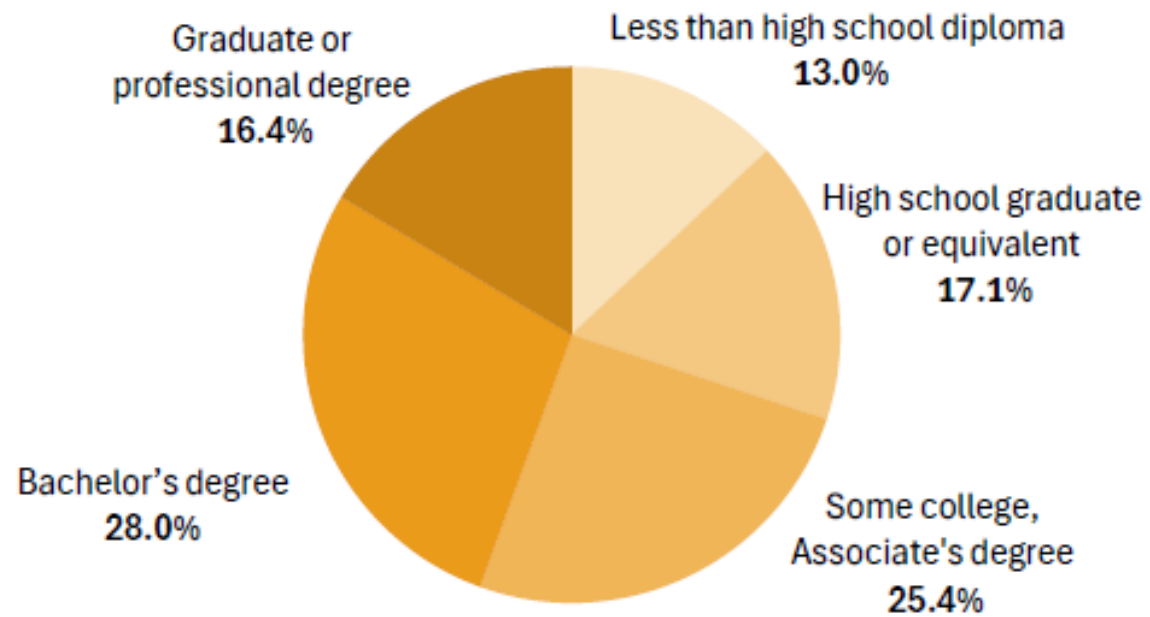
Education



Highest Degree Obtained

More **OC** women, 45%, have at least a bachelor's degree compared to **CA** which is 38.6%.

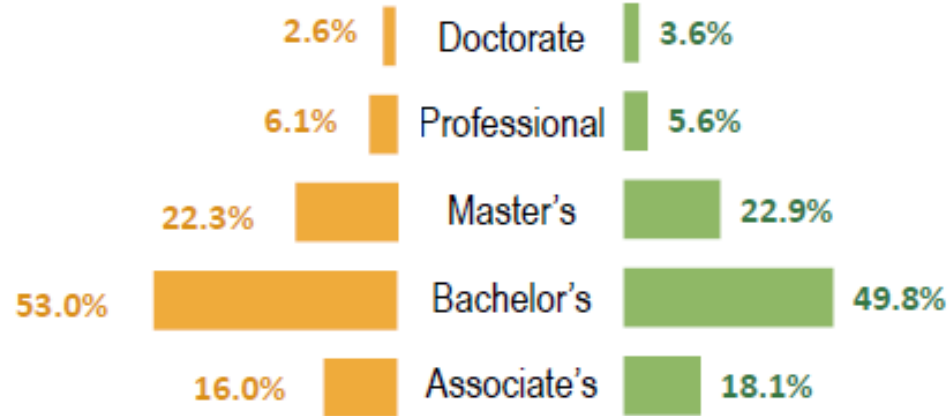
Orange County



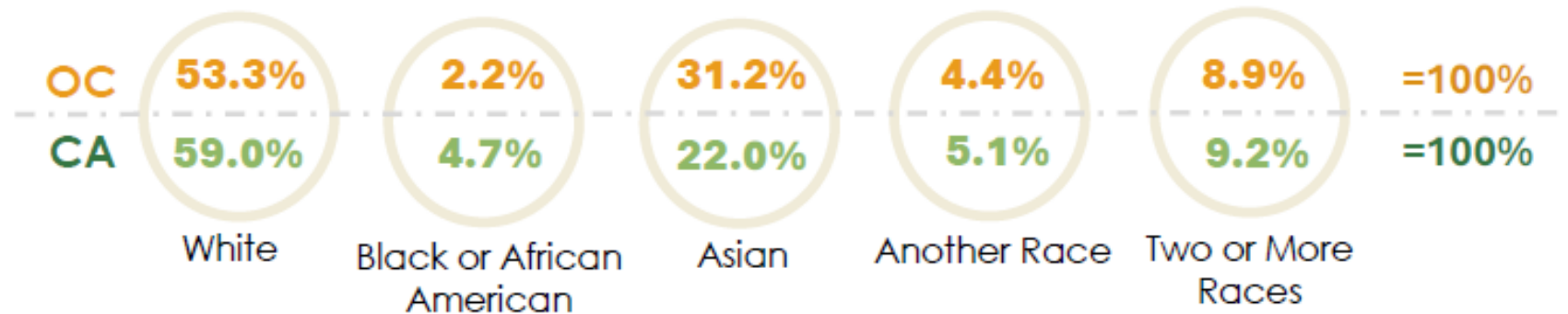
Postsecondary Degree (Associate's degree and above)

Orange County

California



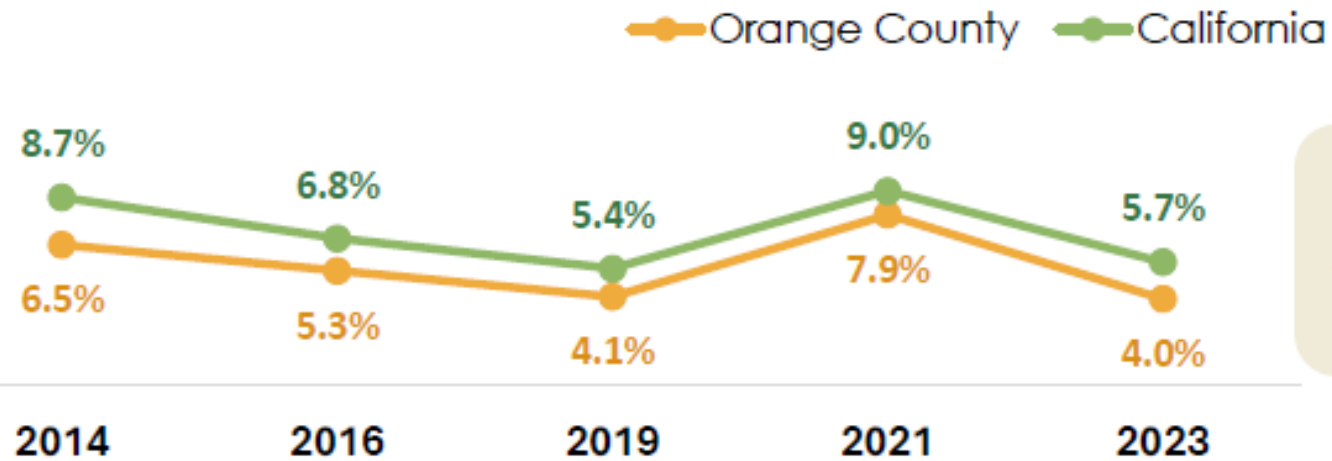
OC women have more bachelor's degrees than CA women. Women who identify as White and Asian reported a higher percentage of postsecondary degrees.




Economic Wellbeing



Unemployment Rates



Unemployment rates for **OC** women are lower than **CA**.



Earnings (Median wage comparisons)

Orange County

\$65,355

Women make 83%
compared to men

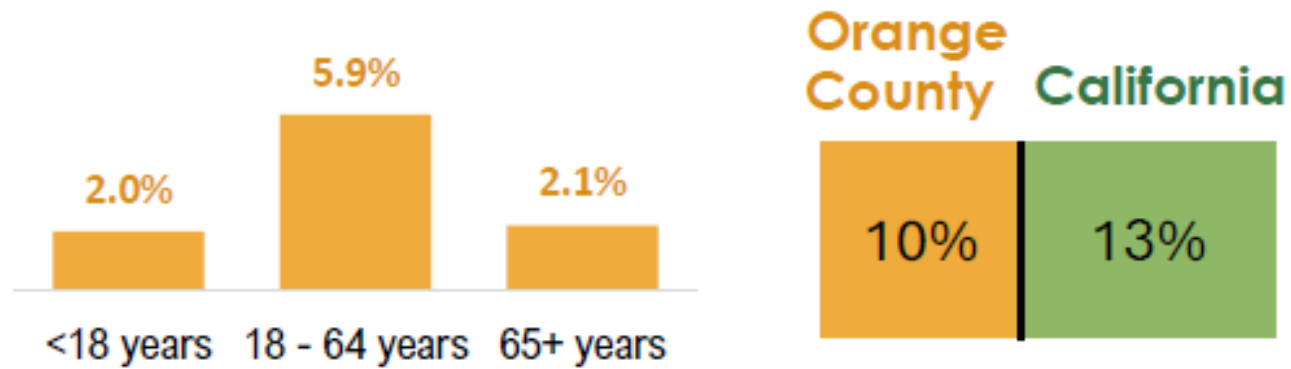
OC women make \$3,076
more than CA. There is a
larger gender gap for wage
in OC compared to CA.

California

\$62,279

Women make 87%
compared to men

Poverty (Based on money income thresholds)



There are slightly less **OC** women in poverty compared to **CA**.

Health Care



Health Insurance

OC women have approximately the same health insurance compared to CA. Overall, OC women compares to CA, except for slightly less are insured who identify as two or more races.

94.6%



Orange County

94.7%



California

OC
CA

96.4%

96.3%

White

95.2%

94.6%

Black or African
American

96.2%

96.2%

Asian

89.5%

88.0%

Another Race

89.9%

92.0%

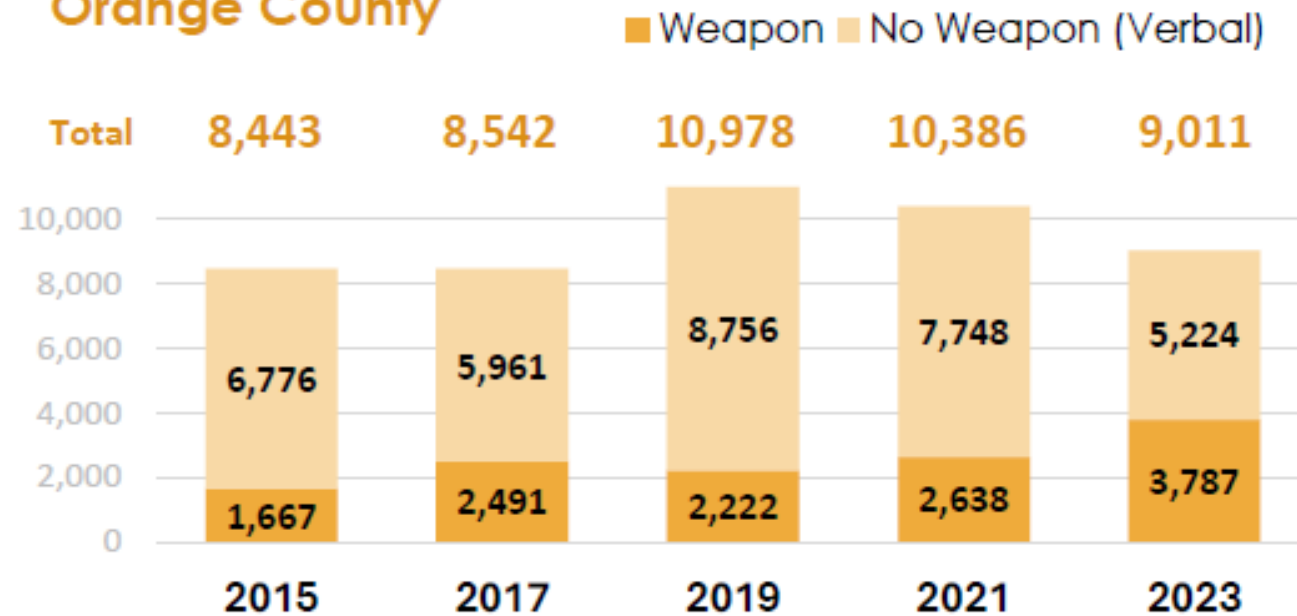
Two or More
Races

Domestic Violence



Domestic Violence Related Calls for Assistance*

Orange County



OC weapons related domestic violence increased over the years, with approximately 80% involving a personal weapon such as hands, feet, etc.

Additional Details – Supporting Data Tables

Women of Orange County

Table of Content for Tables

1. Demographics

Table 1.1	Race and Ethnicity of Women	6
-----------	-----------------------------	---

Table 1.2	OC County Women, Median Age	6
-----------	-----------------------------	---

2. Education

Table 2.1	OC Women: Highest Degree Attained by Age	7
-----------	--	---

Table 2.2	OC Women: highest Degree Attained by Race/Ethnicity and Sex	8
-----------	---	---

Table 2.3	Postsecondary Degrees by Gender	9
-----------	---------------------------------	---

3. Economic Wellbeing

Table 3.1	Unemployment Rates for Women	9
-----------	------------------------------	---

Table 3.2	Orange County unemployment by Gender and Race/Ethnicity	10
-----------	---	----

Table 3.3	The Gender Wage Gap: Median Earnings by Gender	10
-----------	--	----

Table 3.4	Poverty Rates by Gender	11
-----------	-------------------------	----

Table 3.5	Poverty Rates by Race/Ethnicity	11
-----------	---------------------------------	----

Table 3.6	Poverty Rates by Household Type	11
-----------	---------------------------------	----

Table 3.7	Poverty Rates by Age and Gender	12
-----------	---------------------------------	----

4. Home and Family

Table 4.1	Orange County Households	12
-----------	--------------------------	----

Table 4.2	Birth Counts and Percentage Total	13
-----------	-----------------------------------	----

Table 4.3	Selected Costs Associated with Housing	13
-----------	--	----

Table 4.4	Orange County Homeless Counts, 2024	14
-----------	-------------------------------------	----

Table 4.5	Homeless of Orange County Continuum of Care: Women, Veterans, and Survivors of Domestic Violence	14
-----------	--	----

5. HealthCare

Table 5.1	Percentage of Orange County Population with Health Insurance, by Gender and Age	14
-----------	---	----

Table 5.2	Health Insurance by Race/Ethnicity	15
-----------	------------------------------------	----

6. Domestic Violence

Table 6.1	Domestic Violence Related Calls for Assistance in Orange County	15
-----------	---	----

7. Occupation

Table 7.1	Orange County Occupation by Gender	16
-----------	------------------------------------	----

8. Veterans

Table 8.1	Orange County Women Veterans	17
-----------	------------------------------	----



Challenges that Women and Girls face in California

(The Report on the Status of Women and Girls in California, 2024)

Women

- Economic Inequality and Wage Gaps
- Barriers in Business & Entrepreneurship
- Educational Disparities & Access to Higher Ed
- Financial Health & Cost of Living
- Unpaid Caregiving
- Health Disparities & Access to Healthcare

Girls

- Mental Health for California Girls
- Education and Chronic Absenteeism in OC
- Economic Challenges & Housing Insecurity in OC



Additional Data Sources that can be included in the Report – Related to WOMEN:

California Health Interview Survey

- Health Status
- Health Conditions
- Mental Health
- Health Behaviors
- Gun Violence
- Women's Health
- Dental Health
- Neighborhood and Housing
- Adverse Childhood Experiences
- Access to and use of Health Care
- Voter Engagement
- Food Environment
- Health Insurance
- Public Program Eligibility
- Parental Involvement/Adult Supervision
- Employment
- Child Care and School
- Income
- Respondent Characteristics
- Adolescent Future Preparedness
- Discrimination
- Hate Incident



Additional Data Sources that can be included in the Report – Related to WOMEN:

Aging Adult Assessment Surveys

- Items aligned with the five goals within the state
 - Housing for all Stages
 - Health Reimagined
 - (e.g., barriers to health care, health concerns, behavioral health concerns, barriers to mental health care)
 - Inclusion and Equity, Not Isolation
 - Caregiving that Works
 - Affordable Aging
 - (e.g., Household income and financial insecurity)
- Unpaid Caregiving Survey



Additional Data Sources that can be included in the Report Related to GIRLS:

California Department of Education – Data Quest

- Enrollment Rates
- Graduation Rates
- Absenteeism by Reason
- Chronic Absenteeism
- College Going Rates
- Suspension and Expulsion Rates
- Testing Results

California Healthy Kids Survey

- School Climate Data
 - (e.g., reasons for being absent, motivation for school, etc.)
- Health Data
 - (e.g., mental health items, alcohol and drug use, etc.)



Thank you

Questions/Comments

CEO Data Analytics
Chrislyn Nefas, MA
Chrislyn.Nefas@ocgov.com